Business Ink. E1601845LD

Upper Blue Sanitation District
Board of Directors Meeting
Thursday May 11, 2017 @ 5:30 PM

I. ROLL CALL:

Mr. Barrie Stimson called the meeting of the Upper Blue Sanitation District Board of Directors to order at 5:30 PM. Mr. Allyn Mosher, Mr. Jeremy Fischer, Mrs. Patricia Theobald and Mr. Barrie Stimson answered "present" at roll call. Mr. Jason Hart was not in attendance for the meeting.

Mr. Andrew Carlberg was in attendance as well.

Mr. Stimson noted for the record that the April meeting of the Board was canceled.

II. MINUTES:

March 9, 2017 minutes: Mrs. Theobald made a motion to approve the March 9, 2017 Board of Directors meeting minutes. Mr. Fischer seconded the motion. The motion was passed unanimously by the Board.

III. PUBLIC HEARINGS:

There was no Public hearing

IV. PUBLIC COMMENT: None

V. BILLS:

The bills were reviewed and discussed by the Board of Directors.

Mr. Mosher made a motion to approve the bills as presented. Mr. Fisher seconded the motion. The motion was passed unanimously by the Board.

VI. FINANCIAL REPORT:

-The Financial Report was reviewed and accepted by the Board of Directors.

VII. MONTHLY REPORTS:

A. Plant and Collection:

The Plant and Collection reports were discussed by the Board of Directors.

B. Manager Report:

-Mr. Carlberg reported that the Leap Year sewer line extension is scheduled to begin the first part of July and that the South Blue plant expansion is scheduled to begin at the end of May.

-The Manager discussed the sewer line extension into the 96 Subdivision in the Town of Blue River.

-Mr. Carlberg said that the District is gearing up to start several collection system projects that include lining of manholes and repair of service connections.

Upper Blue Sanitation District
Board of Directors Meeting
Thursday May 11, 2017 @ 5:30 PM

- The Manager and the Board of Directors discussed Deed Restrictions and the Districts Affidavit of Primary Residence. The Board discussed amending the Affidavit of Primary Residence for long term tenants. The Board decided that the current requirements are in the best interest of the District and no changes will be made to the Affidavit of Primary Residence.

VIII. OLD BUSINESS:

IX. NEW BUSINESS:

C. **Award of Contract Farmer's Korner Filter Replacement**
The Board reviewed the four bids that were submitted from Moltz Construction Inc., Aslan Construction Inc., Mueller Construction Services Inc., and Integrated Water Services Inc. The low bidder was Moltz Construction Inc. in the amount of $599,400.00, Aslan Construction Inc. was $655,300.00, Mueller Construction Services Inc. was $811,383.00, and Integrated Water Services Inc. was $812,600.00. The recommendation from staff was to award the contract to Moltz Construction Inc. and include the bid alternative for the flop repairs in the amount of $59,850.00.

Mrs. Theobald made a motion to award the Farmer's Korner Filter Replacement project to Moltz Construction Inc. Mr. Mosher seconded the motion. The motion was passed unanimously by the Board.

D. **Inclusion Petition, Lot 57 Huron Heights**
Mr. Carlberg said that the owners of lot 57 in the Huron Heights Subdivision have submitted a Petition for Inclusion. Mr. Carlberg recommended that the Board accept the Petition for Inclusion and call for a Public Hearing at the June Board meeting.

Mr. Mosher made a motion to accept the Inclusion Petition for lot 57 in the Huron Heights subdivision and called for a Public Hearing at the June Board meeting. Mrs. Theobald seconded the motion. The motion was passed unanimously by the Board.

E. **PIF Deferral Agreement Peak Eight Properties**
Mr. Carlberg explained to the Board that the Peak Eight Properties developers have submitted a request for deferral of PIF's. In the past the District has deferred the PIF's for Peak Eight Properties to pay at the start of each phase. Peak Eight Properties agrees to pay for phase one PIF's in full and will submit a letter of credit for phase two PIF's. Mr. Carlberg said that he and the District's attorney have reviewed the agreement. Mr. Carlberg recommended that the Board approve the deferral of Peak Eight Properties PIF's since it has worked well in the past.

Mrs. Theobald made a motion to accept the PIF Deferral Agreement with Peak Eight Properties. Mr. Mosher seconded the motion. The motion was passed unanimously by the Board.

F. **Draft Revisions to UBSD Rules and Regulations**
Mr. Carlberg said that the Board discussed the proposed changes to the Districts Rules and Regulations during the work session. The public hearing for the revisions to the District's Rules and Regulations will be held at the July Board meeting.

Upper Blue Sanitation District
Board of Directors Meeting
Thursday May 11, 2017 @ 5:30 PM

G. **Line Extension Agreement Lincoln Park Phase 3**
Mr. Carlberg explained to the Board that Lincoln Park Phase 3 has submitted a completed Line Extension Agreement and a 25% letter of credit. Mr. Carlberg recommended that the Board accept the Line Extension Agreement for Lincoln Park Phase 3.

Mr. Mosher made a motion to approve the Lincoln Park Phase 3 Line Extension Agreement. Mr. Fischer seconded the motion. The motion was passed unanimously by the Board.

X. CORRESPONDENCE:

XI. ADJOURN:

Mrs. Theobald made a motion to adjourn the meeting at 6:15 PM. Mr. Mosher seconded the motion. The motion was passed unanimously by the Board.

Mr. Barrie Stimson, President

Mr. Allyn Mosher, Secretary

Memorandum

To: Andy Carlberg

From: Marjorie Covey

Date: May 5, 2017

Re: Financial Update

-The District's Financial Records are in good order.

-We have not received all of the April 2017 bills. Therefore, the April 2017 Financial Statements are a preliminary draft for your review.

-The April 2017 accounts payable check register is included with the financial Statements.

-Holscher, Mayberry & Co., LLC successfully conducted the District's 2016 Audit during the week of April 24th 2017. They are currently working on the draft audited financial statements. Once the draft is complete I will write the Management Discussion and Analysis of the financial statements. The audited financial statements will be presented to the Board at the July Board Meeting.

Marjorie

Upper Blue Sanitation District
Comparative Balance Sheet-UNAUDITED DRAFT
April 30, 2017 and April 30, 2016

	2017	2016	Increase (Decrease)
Current Assets:			
Petty Cash	$200	$200	-
Checking-Wells Fargo Bank	22,497,397	15,626,248	6,871,149
Cash-Centennial Bank Money Market	-	251,250	(251,250)
ColoTrust Prime	3,658,037	3,644,067	13,970
Toal Cash and Equivalents	26,155,634	19,521,765	6,633,869
Investments			
FK Construction Retainage Escrow	-	-	-
Cert. of Deposit & Treasuries	-	2,002,959	(2,002,959)
Total Investments	-	2,002,959	(2,002,959)
Other Current Assets			
Receivables-Utility + Spec. Assessments	215,573	246,631	(31,058)
Developer/Contractor Escrow	181,236	152,086	29,150
Interest Receivable & Market Adjustments	-	-	-
Notes Receivable	281,415	310,280	(28,865)
Prepaid Expenses	104,216	97,552	6,664
Loan Issuance Costs (Net)	-	-	-
Total Other Assets	782,440	806,549	(24,109)
Total Current Assets:	26,938,074	22,331,273	4,606,801
Property Plant and Equipment:			
Land	721,070	721,070	-
Easements	98,254	98,254	-
Sewer Lines	14,927,659	14,010,758	916,901
Treatment Plants	78,247,411	77,732,030	515,381
Office Equipment	217,805	210,830	6,975
Other Machines & Equipment	545,163	530,064	15,099
Autos & Trucks	1,210,318	1,206,452	3,866
IH Administration Building	153,903	138,162	15,741
Upper Blue System Costs	6,464,925	6,324,338	140,587
Telemetry	429,229	316,466	112,763
Employee Housing	1,038,191	1,038,191	-
Total Property Plant and Equipment :	104,053,928	102,326,615	1,727,313
Less Accumulated Depreciation	(36,451,328)	(34,069,052)	(2,382,276)
Net Property Plant and Equipment :	67,602,600	68,257,563	(654,963)
Total Assets:	94,540,674	90,588,836	3,951,838

Liabilities

	2017	2016	Increase (Decrease)
Current Liabilities:			
Accounts Payable	13,479	424,113	(410,634)
Construction/Developer Escrow	181,236	152,086	29,150
Earned Employee Benefits	124,709	116,677	8,032
Unearned User Fees	931,128	916,625	14,503
Interest Payable	118,789	118,789	-
Loan Payable (Current Portion)	95,216	93,340	1,876
Retainage Payable-Construction in Progress	-	-	-
Retainage Payable-Blue River	-	-	-
Employee Housing Deposit Payable	1,750	1,750	-
Total Current Liabilities:	1,466,307	1,823,380	(357,073)
Long Term Liabilities:			
Loan Payable	1,458,141	1,460,017	(1,876)
Total Long Term Liabilities:	1,458,141	1,460,017	(1,876)
Total Liabilities	2,924,448	3,283,397	(358,949)
Net Assets			
Invested in Capital Assets, Net of Related Debt	60,752,339	60,752,339	-
Unrestricted Net Assets	18,863,887	16,553,100	2,310,787
Unrestricted Net Assets - Nutrient Reserve	12,000,000	10,000,000	2,000,000
Total Contributed Capital	91,616,226	87,305,439	4,310,787
Total Liabilities and Equity	94,540,674	90,588,836	3,951,838

Upper Blue Sanitation District
Monthly Financial Statement-UNAUDITED DRAFT
April 30, 2017

Operating Revenue	2017 April	2017 Year To Date	2017 Approved Budget	2017 Uncollected	2017 % Uncol/Col
Sewer User Fees	464,659	1,870,746	5,553,175	3,682,429	66
Tap Inspection Fees	1,100	3,400	7,000	3,600	51
Miscellaneous Revenue	0	0	15,000	15,000	100
Camper Dump Fees	0	416	8,000	7,584	95
Late Fees	(450)	6,656	20,000	13,344	67
Line Extension Fees	0	14,834	75,000	60,166	80
Rental Income	3,250	13,000	35,000	22,000	63
Total Operating Revenue	468,559	1,909,052	5,713,175	3,804,123	67
Miscellaneous Revenue					
Interest on Loan Payments	2,916	6,797	18,000	11,203	62
Plant Investment Fees	250,214	1,037,231	2,500,000	1,462,769	59
Inclusion Fees	0	55,395	100,000	44,605	45
Interest on Investments	2,050	6,955	18,000	11,045	61
Transfer from Reserve	0	0	0	0	0
Total Miscellaneous Revenue	255,180	1,106,378	2,636,000	1,518,419	58
Total Revenue	723,739	3,015,430	8,349,175	5,333,745	64

Administration Expense	2017 April	2017 Year to Date	2017 Approved Budget	2017 Available	2017 % Available
Payroll & Employee Benefits					
Salaries	87,701	363,144	1,250,000	886,856	71
Overtime	2,036	7,327	45,000	37,673	84
FICA-Admn	5,555	22,935	80,290	57,355	71
Medicare-Admin	1,299	5,364	18,778	13,414	71
401K Contributions	6,385	25,486	93,750	68,264	73
Worker's Compensation Insurance	3,060	7,176	25,000	17,824	71
Health Insurance	20,995	84,119	267,552	183,433	69
Total	127,031	515,551	1,780,370	1,264,819	71
Office Supplies	0	483	5,000	4,517	90
Telephone	643	3,737	25,000	21,263	85
Business Expenses	2,435	19,019	45,000	25,981	58
Bank Service Fees - Admin	0	0	4,000	4,000	100
Legal Counsel	3,929	16,700	30,000	13,300	44
Education	506	2,648	25,000	22,352	89
Audit & Accounting	0	0	10,000	10,000	100
Legal Publications	1,096	1,229	7,000	5,771	82
Board Members	500	2,000	6,000	4,000	67
Elections	0	0	0	0	0
Computer Expenses	70	2,810	40,000	37,190	93
Copy Machine & Supply	0	0	1,000	1,000	100
Postage & Meter Rent	1,853	4,630	12,000	7,370	61
Insurance - General	10,808	43,776	139,202	95,426	69
Insurance - Deductible	0	0	1,000	1,000	100
Engineering	625	6,150	35,000	28,850	82
Tools	0	123	2,500	2,377	95
Radios	0	0	0	0	0
Vehicle Expense	0	0	500	500	100
Dues & Memberships	0	1,470	7,000	5,530	79
Safety	0	693	5,000	4,307	86
Summit Water Quality	16,111	16,111	17,000	889	5
Building Maintenance	163	5,620	15,000	9,380	63
Employee Housing Maintenance	0	1,453	15,000	13,547	90
Employee Housing Utilities	620	1,240	4,000	2,760	69
Total Administration	166,390	645,443	2,231,572	1,586,129	71
Iowa Hill Plant Expenses					
Utilities					
Gas	2,261	11,204	18,000	6,796	38
Electric	14,410	61,279	220,000	158,721	72
Freight	1,688	7,718	10,000	2,282	23
Equipment Repairs	4,393	17,278	50,000	32,722	65
Chemicals	8,062	54,466	180,000	125,534	70
Supplies	445	5,594	9,000	3,406	38
Contracted Repairs	4,311	14,130	40,000	25,870	65
Laboratory Supplies	169	6,613	15,000	8,387	56
Biomonitoring	2,558	2,558	8,000	5,442	0
Discharge Permit	0	0	8,000	8,000	100
Site Monitoring	448	1,805	6,000	4,195	70
Total Iowa Hill	38,745	182,645	564,000	377,160	67

	2017 April	2017 Year to Date	2017 Approved Budget	2017 Available	2017 % Available
Farmers Korner Expenses					
Utilities					
Gas	4,913	21,891	55,000	33,109	60
Electric	32,542	139,871	350,000	210,129	60
Freight	6,420	13,452	30,000	16,548	55
Equipment Repairs	2,639	30,363	60,000	29,637	49
Chemicals	5,302	58,182	300,000	241,818	81
Supplies	0	260	8,000	7,740	97
Contracted Repairs	11,397	17,017	30,000	12,983	43
Dumpster Charges	1,095	4,170	12,000	7,830	65
Biomonitoring	1,508	1,508	7,000	5,492	78
Discharge Permit	0	0	15,000	15,000	100
Composting	10,857	42,310	110,000	67,690	62
Site Monitoring	336	3,356	23,000	19,644	85
Sludge Hauling Costs	0	16,650	70,000	53,350	76
State Health Fees	0	0	2,500	2,500	100
Total Farmers Korner	77,009	349,030	1,072,500	723,470	67
South Blue Expenses					
Utilities					
Gas	405	2,279	10,000	7,721	77
Electric	1,697	5,326	16,000	10,674	67
Equipment Repairs	0	0	2,500	2,500	100
Supplies	0	0	1,000	1,000	100
Contracted Repairs	0	1,119	5,000		
Discharge Permit	0	0	3,000	3,000	100
Site Monitoring	336	1,743	1,500	(243)	(16)
Total South Blue	2,438	10,467	39,000	24,652	63
Collection Expenses					
Utilities	924	4,737	28,000	23,263	83
Vehicle Expense	0	9,527	35,000	25,473	73
Line Cleaner Expenses	0	0	11,000	11,000	100
Manhole Repairs/Line Repairs	12,131	32,497	120,000	87,503	73
Equipment Repairs	842	6,766	9,000	2,234	25
CCTV Expense	0	0	8,000	8,000	100
Total Collection	13,897	53,527	211,000	157,473	75
Total Operating Expenditures	296,041	1,230,645	4,079,072	2,844,232	280
Net Cash from Operations	172,518	678,407	1,634,104	959,892	
Replacement Capital					
Administration	0	0	35,000	35,000	100
Plant:					
IH	0	4,220	270,000	265,780	98
FK	0	39,913	1,537,000	1,497,087	97
South Blue	24,037	24,037	50,000	25,963	52
Collection					
Misc.	15,196	15,196	500,000	484,804	97
Vehicle	0	36,649	45,000	8,351	19
Total Replacement Capital	39,233	120,015	2,437,000	2,316,985	95
Non Operating Expenses					
Bond Principal	0	47,371	95,216	47,845	50
Bond Interest	0	14,600	28,727	14,127	49
Total Non Operating	0	61,971	123,943	61,972	50

April Financial Statement Cont.

	2017 April	2017 Year to Date	2017 Approved Budget	2017 Available	2017 % Available
Capital Outlay					
Plant:					
IH	0	0	50,000	50,000	100
FK	10,600	10,600	235,000	224,400	95
South Blue	1,977	6,687	2,200,000	2,193,313	100
Collection	1,000	5,375	1,400,000	1,394,625	100
Administration	0	0	10,000	10,000	100
Total Capital Outlay	13,577	22,662	3,895,000	3,872,338	99
Total Expenses	351,289	1,445,760	10,574,015	9,128,255	86
Total Revenue - Total Expenses	372,450	1,569,670	(2,224,840)		

Upper Blue Sanitation District
Comparative Financial Statement-UNAUDITED DRAFT
April 30, 2017 vs. April 30, 2016

Operating Revenue	2017 April	2016 April	2017 Year To Date	2016 Year to Date	Increase (Decrease)
Sewer User Fees	464,659	447,908	1,870,746	1,801,276	69,470
Tap Inspection Fees	1,100	1,500	3,400	2,900	500
Miscellaneous Revenue	0	0	0	123	(123)
Camper Dump Fees	0	0	416	164	252
Late Fees	(450)	(234)	6,656	9,481	(2,825)
Line Extension Fees	0	7,949	14,834	31,624	(16,790)
Rental Income	3,250	1,900	13,000	8,600	4,400
Total Operating Revenue	468,559	459,023	1,909,052	1,854,168	54,884
Miscellaneous Revenue					
Interest on Loan Payments	2,916	2,985	6,797	7,282	(485)
Plant Investment Fees	250,214	1,145,889	1,037,231	1,491,440	(454,209)
Inclusion Fees	0	6,422	55,395	18,960	36,435
Interest on Investments	2,050	1,729	6,955	6,844	111
Transfer from Reserve	0	0	0	0	0
Total Miscellaneous Reven	255,180	1,157,025	1,106,378	1,524,526	(417,663)
Total Revenue	723,739	1,616,048	3,015,430	3,378,694	(363,264)

April Comparative Statement Cont.

Administration Expense	2017 April	2016 April	2017 Year to Date	2016 Year to Date	Increase (Decrease)
Payroll & Employee Benefits					
Salaries	87,701	85,398	363,144	344,622	18,522
Overtime	2,036	1,017	7,327	7,799	(472)
FICA-Admn	5,555	5,330	22,935	21,775	1,160
Medicare-Admin	1,299	1,247	5,364	5,092	272
401K Contributions	6,385	6,114	25,486	24,236	1,250
Worker's Compensation Insu	3,060	1,349	7,176	3,078	4,098
Health Insurance	20,995	40,853	84,119	100,874	(16,755)
Total	127,031	141,308	515,551	507,476	8,075
Office Supplies	0	0	483	1,488	(1,005)
Telephone	643	1,996	3,737	7,678	(3,941)
Business Expenses	2,435	2,611	19,019	9,046	9,973
Bank Service Fees - Admin	0	0	0	255	(255)
Legal Counsel	3,929	159	16,700	2,717	13,983
Education	506	1,102	2,648	5,651	(3,003)
Audit & Accounting	0	0	0	0	0
Legal Publications	1,096	204	1,229	3,110	(1,881)
Board Members	500	500	2,000	2,000	0
Elections	0	0	0	167	(167)
Computer Expenses	70	2,859	2,810	18,540	(15,730)
Copy Machine & Supply	0	0	0	812	(812)
Postage & Meter Rent	1,853	2,134	4,630	3,720	910
Insurance - General	10,808	9,438	43,776	42,651	1,125
Insurance - Deductible	0	0	0	0	0
Engineering	625	10,607	6,150	22,103	
Tools	0	0	123	153	(30)
Radios	0	0	0	0	0
Vehicle Expense	0	0	0	0	0
Dues & Memberships	0	21	1,470	1,709	(239)
Safety	0	828	693	1,534	(841)
Summit Water Quality	16,111	0	16,111	16,111	-
Building Maintenance	163	1,174	5,620	8,191	(2,571)
Employee Housing Maintena	0	0	1,453	836	617
Employee Housing Utilities	620	689	1,240	2,128	(888)
Total Administration	166,390	175,630	645,443	658,076	3,320
Iowa Hill Plant Expenses					
Utilities					
Gas	2,261	1,272	11,204	7,770	3,434
Electric	14,410	4,237	61,279	10,489	50,790
Freight	1,688	571	7,718	1,569	6,149
Equipment Repairs	4,393	668	17,278	9,874	7,404
Chemicals	8,062	0	54,466	0	54,466
Contracted Repairs	445	17,080	5,594	40,010	(34,416)
Laboratory Supplies	4,311	4,536	14,130	10,268	3,862
Biomonitoring	169	0	6,613	0	6,613
Discharge Permit	2,558	0	2,558	0	2,558
Supplies	0	102	0	4,573	(4,573)
Site Monitoring	448	0	1,805	0	1,805
Total Iowa Hill	38,745	28,466	182,645	84,553	100,860

April Comparative Statement Cont.

	2017 April	2016 April	2017 Year to Date	2016 Year to Date	Increase (Decrease)
Farmers Korner					
Utilities					
Gas	4,913	4,581	21,891	24,653	(2,762)
Electric	32,542	33,951	139,871	138,135	1,736
Freight	6,420	2,640	13,452	12,950	502
Equipment Repairs	2,639	8,114	30,363	15,811	14,552
Chemicals	5,302	23,466	58,182	154,004	(95,822)
Supplies	0	975	260	1,602	(1,342)
Contracted Repairs	11,397	9,915	17,017	19,015	(1,998)
Dumpster Charges	1,095	1,025	4,170	4,100	70
Biomonitoring	1,508	0	1,508	34	1,474
Discharge Permit	0	1,671	0	1,671	(1,671)
Composting	10,857	9,015	42,310	47,132	(4,822)
Site Monitoring	336	896	3,356	8,847	(5,491)
Sludge Hauling Costs	0	5,625	16,650	27,000	(10,350)
State Health Fees	0	0	0	0	-
Total Farmers Korner	77,009	101,874	349,030	454,954	(105,924)
South Blue Expenses					
Utilities					
Gas	405	473	2,279	1,634	645
Electric	1,697	1,056	5,326	3,715	1,611
Equipment Repairs	0	0	0	610	(610)
Contracted Repairs	0	0	0	79	(79)
Supplies	0	0	1,119	0	1,119
Discharge Permit	0	0	0	0	-
Site Monitoring	336		1,743		
Total South Blue	2,438	1,529	10,467	6,038	(4,295)
Collection Expenses					
Utilities	924	1,889	4,737	6,539	(1,802)
Vehicle Expense	0	957	9,527	21,751	(12,224)
Line Cleaner Expenses	0	(7,096)	0	190	(190)
Manhole Repairs/Line Repai	12,131	36,324	32,497	62,651	(30,154)
Equipment Repairs	842	616	6,766	3,464	3,302
CCTV Expense	0	477	0	1,084	(1,084)
Total Collection	13,897	33,167	53,527	95,679	(42,152)
Total Operating Expenditu	296,041	339,137	1,230,645	1,293,262	(62,617)
Net Cash from Operations	172,518	119,886	678,407	560,906	117,501
Replacement Capital					
Administration	0	0	0	1,045	(1,045)
Plant					
IH	0	12,636	4,220	57,536	(53,316)
FK	0	3,327	39,913	3,327	36,586
Upper Blue	24,037	0	24,037	0	24,037
Collection					0
Misc	15,196	220,024	15,196	220,024	(204,828)
Vehicle	0	0	36,649	0	36,649
Total Replacement Capital	39,233	235,987	120,015	281,932	(161,917)
Non Operating Expenses					
CWRPDA Loan Principal	0	0	47,371	46,438	933
Loan Interest	0	63,444	14,600	205,971	(191,371)
Total Non Operating	0	63,444	61,971	252,409	(190,438)

April Comparative Statement Cont.

	2017 April	2016 April	2017 Year to Date	2016 Year to Date	Increase (Decrease)
Capital Outlay					
Plant-IH-CO	0	5,810	0	5,810	(5,810)
Plant-FK-CO	10,600	0	10,600	0	10,600
Plant-South Blue-CO	1,977	1,520	6,687	9,388	(2,701)
Collection	1,000	4,185	5,375	9,725	(4,350)
Administration	0	0	0	0	0
Total Capital Outlay	13,577	11,515	22,662	24,923	(2,261)
Total Expenses	351,289	651,612	1,445,760	1,858,564	(412,804)
Revenue Less Expenses	372,450	964,436	1,569,670	1,520,130	49,540

CAPITAL 2017	Current Month	Year To Date	Budget
FARMERS KORNER - REPLACEMENT			
10-85-8524			
Miscellaneous Equipment Replace/Repair	$0.00	$0.00	$60,000.00
South Plant Air Flow Meters-Digesters	$0.00	$0.00	$35,000.00
North Plant Filters Rehabilitation	$0.00	$20,417.50	$1,100,000.00
North Plant Polymer Pumps	$0.00	$12,089.89	$17,000.00
South Plant Backwash Valves	$0.00	$0.00	$5,000.00
South Plant Sump Pump Replacement	$0.00	$0.00	$25,000.00
Lab/Locker Room Rehabilitation	$0.00	$0.00	$50,000.00
South Plant Lighting - LED	$0.00	$0.00	$75,000.00
Non-Potable Water Line Replacement in South Plant	$0.00	$0.00	$150,000.00
WAS De Ragger	$0.00	$7,406.00	$20,000.00
TOTAL	$0.00	$39,913.39	$1,537,000.00
FARMERS KORNER - NEW			
10-95-9540			
Miscellaneous Equipment Replace/Repair	$0.00	$0.00	$50,000.00
Flow EQ Upgrade	$10,600.00	$10,600.00	$40,000.00
Odor Control Connection North & South Plants	$0.00	$0.00	$100,000.00
WAS Flow Meter	$0.00	$0.00	$25,000.00
SCADA	$0.00	$0.00	$20,000.00
TOTAL	$10,600.00	$10,600.00	$235,000.00
IOWA HILL - REPLACEMENT			
10-85-8522			
Miscellaneous Equipment Replace/Repair	$0.00	$0.00	$60,000.00
Backup Power - UPS	$0.00	$0.00	$85,000.00
Lighting	$0.00	$0.00	$75,000.00
BOD incubator	$0.00	$4,219.95	$50,000.00
TOTAL	$0.00	$4,219.95	$270,000.00
IOWA HILL - NEW			
10-95-9510			
Miscellaneous Equipment Replace/Repair	$0.00	$0.00	$50,000.00
TOTAL	$0.00	$0.00	$50,000.00
SOUTH BLUE - REPLACEMENT			
10-85-8526			
Miscellaneous Equipment Replace/Repair	$0.00	$0.00	$50,000.00
Telemetry	$24,037.00	$24,037.00	
TOTAL	$24,037.00	$24,037.00	$50,000.00
SOUTH BLUE - NEW			
10-95-9590			
Plant Expansion	$1,977.50	$6,687.48	$2,200,000.00
TOTAL	$1,977.50	$6,687.48	$2,200,000.00
COLLECTION - REPLACEMENT			
10-85-8530			
Manholes/Liftstations	$0.00	$0.00	$350,000.00
Infiltration/Inflow	$0.00	$0.00	$100,000.00
Miscellaneous Repairs	$0.00	$0.00	$50,000.00
TOB/Park Avenue Slip Line	$15,196.00	$15,196.00	
TOTAL	$15,196.00	$15,196.00	$500,000.00
COLLECTION - NEW			
10-95-9520			
Blue River Line Extension	$1,000.00	$5,375.00	$1,400,000.00
TOTAL	$1,000.00	$5,375.00	$1,400,000.00

CAPITAL 2016 (Page 2)	Current Month	Year To Date	Budget
VEHICLE - RC			
10-85-8550			
Vehicle Replacement	$0.00	$36,649.00	$45,000.00
TOTAL	$0.00	$36,649.00	$45,000.00
ADMINISTRATION - REPLACEMENT			
10-85-8510			
Miscellaneous	$0.00	$0.00	$35,000.00
TOTAL	$0.00	$0.00	$35,000.00
ADMINISTRATION - NEW			
10-95-9580			
Miscellaneous	$0.00	$0.00	$10,000.00
TOTAL	$0.00	$0.00	$10,000.00
GRAND TOTALS	**$52,810.50**	**$142,677.82**	**$6,332,000.00**

DATE: May 4, 2017

TO: Andrew Carlberg, District Manager

FROM: Earl Picard, Chief Plant Operator

SUBJECT: Treatment plant operations for April 2017.

1. Total influent flow for the Upper Blue Treatment Facilities was 57.5 million gallons for the month of April. The flow for the previous April was 53.0 million gallons. This is a 4.5 million gallon increase (8.5%).

2. Solids loading at Farmer's Korner was 104,272 lbs. Solids loading at Iowa Hill was 45,315 lbs. Total solids loading at both facilities was 149,587 lbs. This was an increase of 95,781 lbs. from the previous April, which was 53,806 lbs.

3. We are discharging high quality effluent that meets all discharge permit requirements. The phosphorus discharge concentration for April at Farmers Korner was 0.009 mg/l (ppm) and 0.009 mg/l (ppm) at Iowa Hill.

Earl

cc: file

PLANT STATISTICS - FARMERS KORNER

MONTH	FLOW (MG)			EFF PHOS (LBS)			INF SS (LBS)			SLUDGE (TONS)		
	2015	2016	2017	2015	2016	2017	2015	2016	2017	2015	2016	2017
JAN	54.7	57.4	41.9	4.3	5.3	4.6	77471	63185	96265	68.6	74.3	72.4
FEB	52.3	55.0	36.9	3.2	8.4	2.7	84259	87505	60672	65.6	75.1	42.8
MAR	63.7	60.2	47.8	6.5	12.0	6.8	112427	81505	50206	88.6	97.4	74.7
APR	53.3	53.0	43.9	3.4	3.9	3.7	99843	53806	104272	89.6	53.6	68.5
MAY	59.1	56.7		2.7	4.9		104569	63751		22.6	48.0	
JUN	59.6	34.1		4.2	1.9		93574	44566		59.2	42.7	
JUL	54.9	40.6		2.8	3.9		76291	45027		71.6	52.7	
AUG	48.0	32.8		4.0	3.8		53667	42272		34.4	70.7	
SEP	37.0	25.7		2.0	1.7		34245	25297		50.4	32.3	
OCT	34.9	21.4		2.2	1.6		46605	25529		41.8	29.3	
NOV	37.7	24.3		3.0	2.2		82810	59910		38.2	26.6	
DEC	54.2	38.1		5.0	3.0		68079	59638		67.3	57.2	
TOTAL	609.4	499.4	170.4	43.2	52.4	17.8	933840	651991	311415	697.7	659.9	258.5

PLANT STATISTICS - IOWA HILL

MONTH	EFF FLOW (MG)			EFF PHOS (LBS)			INF SS (LBS)		
	2015	2016	2017	2015	2016	2017	2015	2016	2017
JAN	0.0	0.0	14.7	0.0	0.0	1.2	0	0	50613
FEB	0.0	0.0	13.8	0.0	0.0	1.1	0	0	58422
MAR	0.0	0.0	16.2	0.0	0.0	1.8	0	0	60200
APR	0.0	0.0	13.6	0.0	0.0	1.2	0	0	45315
MAY	0.0	0.0		0.0	0.0		0	0	
JUN	0.0	12.1		0.0	1.7		0	37521	
JUL	0.0	13.8		0.0	2.5		0	38722	
AUG	0.0	12.2		0.0	3.2		0	29745	
SEP	0.0	11.3		0.0	1.5		0	34198	
OCT	0.0	10.9		0.0	1.5		0	24497	
NOV	0.0	9.7		0.0	1.0		0	32047	
DEC	0.0	14.1		0.0	1.3		0	44909	
TOTAL	0.0	83.9	58.3	0.0	12.7	5.4	0	241639	214550

PLANT STATISTICS - TOTAL

MONTH	FLOW (MG)			EFF PHOS (LBS)			INF SS (LBS)			SLUDGE (TONS)		
	2015	2016	2017	2015	2016	2017	2015	2016	2017	2015	2016	2017
JAN	54.7	57.4	56.6	4.3	5.3	5.8	77471	63185	146878	68.6	74.3	72.4
FEB	52.3	55.0	50.7	3.2	8.4	3.8	84259	87505	119094	65.6	75.1	42.8
MAR	63.7	60.2	63.9	6.5	12.0	8.7	112427	81505	110406	88.6	97.4	74.7
APR	53.3	53.0	57.5	3.4	3.9	4.9	99843	53806	149587	89.6	53.6	68.5
MAY	59.1	56.7	0.0	2.7	4.9	0.0	104569	63751	0	22.6	48.0	0.0
JUN	59.6	46.2	0.0	4.2	3.6	0.0	93574	82087	0	59.2	42.7	0.0
JUL	54.9	54.4	0.0	2.8	6.4	0.0	76291	83749	0	71.6	52.7	0.0
AUG	48.0	45.0	0.0	4.0	7.0	0.0	53667	72017	0	34.4	70.7	0.0
SEP	37.0	37.0	0.0	2.0	3.2	0.0	34245	59495	0	50.4	32.3	0.0
OCT	34.9	32.2	0.0	2.2	3.1	0.0	46605	50026	0	41.8	29.3	0.0
NOV	37.7	34.0	0.0	3.0	3.1	0.0	82810	91957	0	38.2	26.6	0.0
DEC	54.2	52.2	0.0	5.0	4.3	0.0	68079	104547	0	67.3	57.2	0.0
TOTAL	609.4	583.4	228.7	43.2	65.1	23.2	933840	893630	525965	697.7	659.9	258.5

FACILITY FLOW

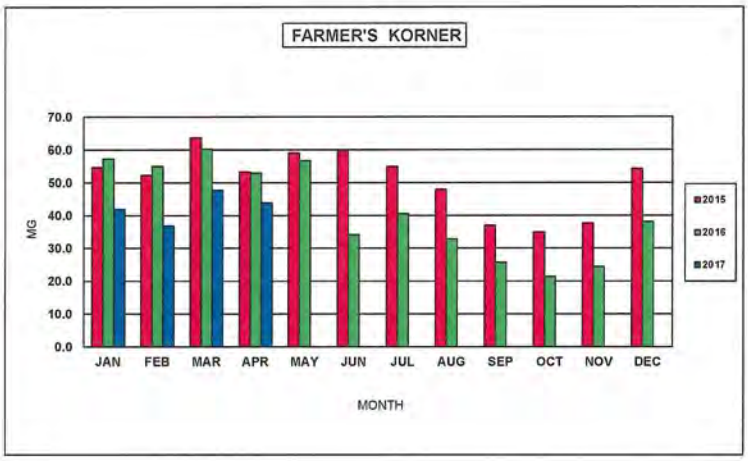

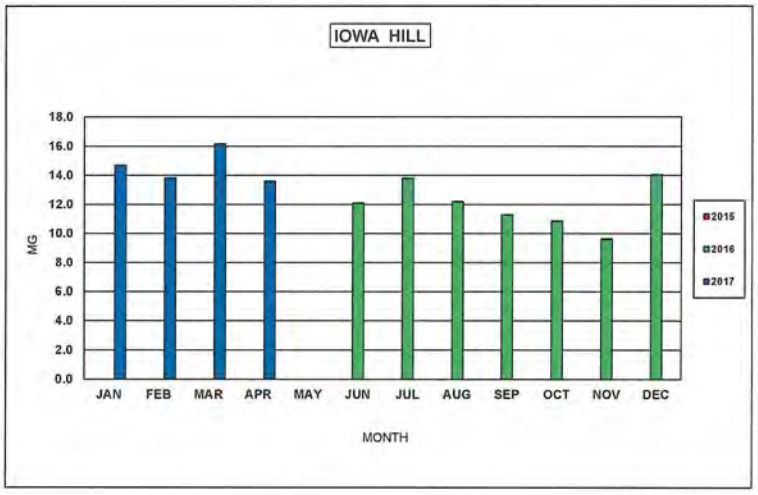

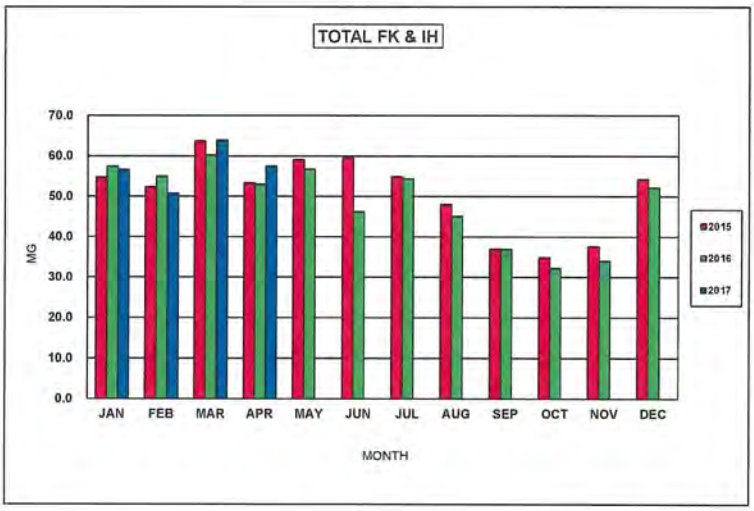

To: Andrew Carlberg – District Manager
From: Wally Esquibel – Collection Systems Foreman
Subject: Collection System Report for April 2017
Date: May 5, 2017

---

1. No backups reported for the month of April.
2. Slip line project at new roundabout is completed-Meets District specifications.
3. Continue to monitor all Lift Stations
4. Starting to outline summer projects for 2017, Leap Year line extension, Woodmoor line cleaning and CCTV
5. Fleet maintenance, service line inspection and locates are all up-to-date.

MANAGER REPORT

May 2017

1) **Leap Year Extension.** This project is scheduled to begin first part of July

2) **South Blue Expansion** This project is scheduled to begin at the end of May

3) **Farmer's Korner Filters.** This project will be awarded that the May meeting

4) **Service to the 96 subdivision.** I have had recent negotiations with a property owner in the 96-subdivision concerning the installation of a liftstations. If the Board recalls service to this subdivision was on hold due to lack of a proper site. I will attempt to finalize by June or July.

5) We are gearing up on several collection system projects that include lining of manholes and repair of service connections.

6) Included in my report are two requests for alternate methods of restricting occupancy for multiplex units. We currently have a deed restriction that requires proof of long term occupancy which includes a local drivers license, voter registration and/or a copy of the lease.

- Last year Mr. Vanderhout made the request to the Board based on his word that it would not be short termed. The Board declined his request and sent him a letter. Shortly after that he had the Town of Breck write us a note that the home was listed as a second home but also indicated that it had previously been rented. He again requests the Board reduce his rate based on the letter. My recommendation is to deny his request. Our Deed restriction is very restrictive and is monitored by staff. We have no control over how the Town regulates its policy.
- The second request is from a long term rental property that cannot motivate their occupants to change their drivers license or register to vote. Again I would recommend denial. The owner could easily increase the rent to reflect the increased sewer charge then lower the rent once the occupants submit the required documentation.

7) Attached is the Letter submitted to the County concerning the Town of Breckenridge's 1041 submittal. I have discussed the contents of the letter with Rick Holman and James Phelps.