Business Ink. E1601845LD

Upper Blue Sanitation District
Board of Directors Meeting
Thursday May 10, 2018 @ 5:30 PM

I. ROLL CALL:

Mrs. Patricia Theobald called the meeting of the Upper Blue Sanitation District Board of Directors to order at 5:30 PM. Mrs. Signe Stimson, Mr. Jason Hart, Mr. Allyn Mosher, Mr. Jeremy Fischer and Mrs. Patricia Theobald answered "present" at roll call.

Mr. Andrew Carlberg and Ms. Marjorie Covey attended as well.

Election of Officers: During the work session

Mrs. Theobald made a motion to nominate Mr. Mosher for President of the Board of Directors. Mr. Mosher accepted. Mr. Hart seconded the motion. The motion was passed unanimously by the Board.

Mrs. Theobald made a motion to nominate Mr. Hart for Vice-President of the Board of Directors. Mr. Hart accepted. Mr. Mosher seconded the motion. The motion was passed unanimously by the Board.

Mr. Hart made a motion to nominate Mrs. Theobald for Secretary/Treasurer of the Board of Directors. Mrs. Theobald accepted. Mrs. Stimson seconded the motion. The motion was passed unanimously by the Board.

Mr. Mosher proposed shifting the New Business item on the agenda to the next item of business in order to accommodate the guests on the agenda that are sitting in the meeting room.
Mr. Hart made a motion to move the New Business item on the agenda to the next item of business. Mrs. Theobald seconded the motion. The motion was passed unanimously by the Board.

IX. NEW BUSINESS:

C. Request for Relief and Refund concerning Restrictive Covenants
Emily Masuhr introduced herself and her Husband Scott Masuhr. Emily said that they have lived in Valley Brook townhomes for 6 years and did not know about the District's Restrictive Covenant program. Emily said that she was negligent in not reading the District's newsletters which had information about the District's Restrictive Covenant program. Emily asked the District for a refund of the overpayment for the past 6 years.

Each Board member commented individually to Emily's request.

The Board of Directors responded that they would like to help and need to discuss in what way that the District could possibly help and will get back to the Masuhr's, but there are no promises.

II. MINUTES:

April 12, 2018 minutes: Mrs. Theobald made a motion to approve the April 12, 2018 Board of Directors meeting minutes. Mr. Hart seconded the motion. The motion was passed unanimously by the Board.

Upper Blue Sanitation District
Board of Directors Meeting
Thursday May 10, 2018 @ 5:30 PM

III. PUBLIC HEARINGS:

-Resolution 6, Series 2018, Inclusion of Lot 1 in the Overlook Subdivision #2

Mr. Carlberg said that the property owner requested service and has submitted a petition for Inclusion of Lot 1 in the Overlook subdivision #2. Mr. Carlberg said that the Notice of Public Hearing has been published in the newspaper and to date the District has not received any comments. Mr. Carlberg said he recommends that the Board approve Resolution 6, Series 2018 for the Inclusion of Lot 1 in the Overlook subdivision #2.

Mr. Hart made a motion to approve Resolution 6, Series 2018 for the Inclusion of Lot 1 in the Overlook subdivision #2. Mr. Fischer seconded the motion. The motion was passed unanimously by the Board.

-Resolution 7, Series 2018, Inclusion of Lot 20 in the Ten Mile Vista Subdivision #1

Mr. Carlberg said that the property owner requested service and has submitted a petition for Inclusion of Lot 20 in the Ten Mile Vista subdivision #1. Mr. Carlberg said that the Notice of Public Hearing has been published in the newspaper and to date the District has not received any comments. Mr. Carlberg said he recommends that the Board approve Resolution 7, Series 2018 for the Inclusion of Lot 20 in the Ten Mile Vista subdivision #1.

Mrs. Theobald made a motion to approve Resolution 7, Series 2018 for the Inclusion of Lot 20 in the Ten Mile Vista subdivision #1. Mrs. Stimson seconded the motion. The motion was passed unanimously by the Board.

IV. PUBLIC COMMENT: None

V. BILLS:

The Board discussed the bills during the work session.

Mr. Hart made a motion to approve the bills as presented. Mrs. Theobald seconded the motion. The motion was passed unanimously by the Board.

VI. FINANCIAL REPORT:

-The Financial Report was reviewed and accepted by the Board of Directors.

VII. MONTHLY REPORTS:

A. Plant and Collection:

The Plant and Collection reports were discussed by the Board of Directors. Mr. Carlberg said that the summer line cleaning operations have started and that all of the Operators are cross trained on every aspect of District plant & collection operations.

Business Ink: E1601845LD

Upper Blue Sanitation District
Board of Directors Meeting
Thursday May 10, 2018 @ 5:30 PM

B. Manager Report:

- Mr. Carlberg said that he has been working with the District's IT consultants to determine the District's level of protection for the computers at Iowa Hill and Farmers Korner. Currently the district has firewalls to all of the servers and are protected with Malwarebytes. At Iowa Hill the telemetry is backed up with a dual server on site. The administration server is backed up daily off site. Farmers Korner is backed up on site with a dual server. We will be conducting a complete security evaluation of telemetry and administration servers in the next few weeks.

-Mr. Carlberg reported to the Board that the District transferred $8M from Wells Fargo Bank to Colotrust who is currently paying 2% interest.

-Mr. Carlberg told the Board that the Town of Breckenridge has once again approached the District to discuss the Settlement agreement where the District offered to credit the Town $1M in PIF's in exchange for their agreement to never reopen the District's dilution flow water right. Previously Summit County agreed to the terms of the Settlement Agreement, but the Town's water attorney has refused to agree to the terms of the Settlement Agreement.

-Mr. Carlberg said that the State recently passed new legislation that allows out of State property owners to vote in Special District elections for Board Members only, not on tax issues. In the past one could only vote if you were a Colorado registered voter. The concern is that there is an estimated 25,000-30,000 time share owners. The bill does allow Special District's to opt out. Mr. Carlberg said that he asked Special Districts Association to have their attorney draft the opt out agreement.

VIII. OLD BUSINESS: None

X. CORRESPONDENCE:

XI. ADJOURN:

Mr. Fischer made a motion to adjourn the meeting at 6:25 PM. Mr. Hart seconded the motion. The motion was passed unanimously by the Board.

Mr. Allyn Mosher, President

Mr. Jason Hart, Vice-President

Upper Blue Sanitation District
Comparative Balance Sheet-UNAUDITED DRAFT
April 30, 2018 and April 30, 2017

	2018	2017	Increase (Decrease)
Current Assets:			
Petty Cash	$200	$200	-
Checking-Wells Fargo Bank	13,569,443	22,497,367	(8,927,924)
Cash-Centennial Bank Money Market	-		-
Colotrust Plus	12,036,913	-	12,036,913
ColoTrust Prime	3,696,803	3,658,037	38,766
Toal Cash and Equivalents	29,303,359	26,155,604	3,147,755
Investments			
FK Construction Retainage Escrow	-	-	-
Cert. of Deposit & Treasuries	-	-	-
Total Investments	-	-	-
Other Current Assets			
Receivables-Utility + Spec. Assessments	105,430	230,215	(124,785)
Developer/Contractor Escrow	206,179	181,236	24,943
Interest Receivable & Market Adjustments	-	-	-
Notes Receivable	154,750	264,109	(109,359)
Prepaid Expenses	107,339	104,216	3,123
Loan Issuance Costs (Net)	-	-	-
Total Other Assets	573,698	779,776	(206,078)
Total Current Assets:	29,877,057	26,935,380	2,941,677
Property Plant and Equipment:			
Land	721,070	721,070	-
Easements	98,254	98,254	-
Sewer Lines	14,927,659	14,927,659	-
Treatment Plants	78,321,204	78,321,204	-
Office Equipment	217,805	217,805	-
Other Machines & Equipment	545,163	545,163	-
Autos & Trucks	1,210,318	1,210,318	-
IH Administration Building	153,903	153,903	-
Upper Blue System Costs	6,464,925	6,464,925	-
Telemetry	429,229	429,229	-
Employee Housing	1,038,191	1,038,191	-
Total Property Plant and Equipment :	104,127,721	104,127,721	-
Less Accumulated Depreciation	(36,451,328)	(36,451,328)	-
Net Property Plant and Equipment :	67,676,393	67,676,393	-
Total Assets:	97,553,450	94,611,773	2,941,677

Liabilities

	2018	2017	Increase (Decrease)
Current Liabilities:			
Accounts Payable	84,796	178,711	(93,915)
Construction/Developer Escrow	206,179	181,236	24,943
Earned Employee Benefits	124,709	124,709	-
Unearned User Fees	954,177	931,128	23,049
Interest Payable	12,167	12,167	-
Loan Payable (Current Portion)	95,216	95,216	-
Retainage Payable-Construction in Progress	-	-	-
Retainage Payable-Blue River	-	-	-
Employee Housing Deposit Payable	1,750	1,750	-
Total Current Liabilities:	1,478,994	1,524,917	(45,923)
Long Term Liabilities:			
Loan Payable	1,364,801	1,364,801	-
Total Long Term Liabilities:	1,364,801	1,364,801	-
Total Liabilities	2,843,795	2,889,718	(45,923)
Net Assets			
Invested in Capital Assets, Net of Related Debt	66,204,211	60,752,339	5,451,872
Unrestricted Net Assets	16,505,444	20,969,716	(4,464,272)
Unrestricted Net Assets - Nutrient Reserve	12,000,000	10,000,000	2,000,000
Total Contributed Capital	94,709,655	91,722,055	2,987,600
Total Liabilities and Equity	97,553,450	94,611,773	2,941,677

Upper Blue Sanitation District
Monthly Financial Statement-UNAUDITED DRAFT
April 30, 2018

Operating Revenue	2018 April	2018 Year To Date	2018 Approved Budget	2018 Uncollected	2018 % Uncol/Col
Sewer User Fees	475,588	1,898,073	5,750,000	3,851,927	67
Tap Inspection Fees	1,400	3,000	10,000	7,000	70
Miscellaneous Revenue	218	218	10,000	9,782	98
Camper Dump Fees	116	201	9,000	8,799	98
Late Fees	34	4,054	15,000	10,946	73
Line Extension Fees	38,910	38,910	50,000	11,090	22
Rental Income	4,200	13,750	35,000	21,250	61
Total Operating Revenue	520,466	1,958,206	5,879,000	3,920,794	67
Miscellaneous Revenue					
Interest on Loan Payments	2,125	4,729	18,000	13,271	74
Plant Investment Fees	652,063	1,064,338	2,750,000	1,685,662	61
Inclusion Fees	45,834	46,634	100,000	53,366	53
Interest on Investments	18,691	53,012	35,000	(18,012)	(51)
Transfer from Reserve	0	0	0	0	0
Total Miscellaneous Revenue	718,713	1,168,713	2,903,000	1,721,016	59
Total Revenue	1,239,179	3,126,919	8,782,000	5,655,081	64.394

Administration Expense	2018 April	2018 Year to Date	2018 Approved Budget	2018 Available	2018 % Available
Payroll & Employee Benefits					
Salaries	88,232	352,836	1,280,000	927,164	72
Overtime	2,295	11,681	45,000	33,319	74
FICA-Admn	5,107	18,999	82,150	63,151	77
Medicare-Admin	1,299	5,238	19,213	13,975	73
401K Contributions	6,349	25,192	99,375	74,183	75
Worker's Compensation Insurance	2,155	6,622	27,000	20,378	75
Health Insurance	21,104	84,476	260,000	175,524	68
Total	126,541	505,044	1,812,738	1,307,694	72
Office Supplies	0	537	5,000	4,463	89
Telephone	620	3,939	22,000	18,061	82
Business Expenses	530	18,234	45,000	26,766	59
Bank Service Fees - Admin	0	1,211	2,000	789	39
Legal Counsel	0	16,419	65,000	48,581	75
Education	436	3,334	25,000	21,666	87
Audit & Accounting	0	0	10,000	10,000	100
Legal Publications	1,000	1,328	5,000	3,672	73
Board Members	500	2,000	6,000	4,000	67
Elections	0	0	8,000	8,000	0
Computer Expenses	0	9,160	40,000	30,840	77
Copy Machine & Supply	0	45	1,000	955	96
Postage & Meter Rent	1,902	3,444	12,000	8,556	71
Insurance - General	11,028	39,967	140,000	100,033	71
Insurance - Deductible	0	0	1,000	1,000	100
Engineering	0	15,461	85,000	69,539	82
Tools	0	452	2,500	2,048	82
Radios	0	0	0	0	0
Vehicle Expense	0	0	500	500	100
Dues & Memberships	0	1,788	7,000	5,212	74
Safety	433	2,858	5,000	2,142	43
Summit Water Quality	1,210	17,611	17,000	(611)	(4)
Building Maintenance	0	9,529	20,000	10,471	52
Employee Housing Maintenance	0	4,505	15,000	10,495	70
Employee Housing Utilities	620	1,840	4,000	2,160	54
Total Administration	144,820	658,706	2,355,738	1,697,032	72
Iowa Hill Plant Expenses					
Utilities					
Gas	2,118	8,378	26,000	17,622	68
Electric	14,319	59,584	220,000	160,416	73
Freight	78	5,339	20,000	14,661	73
Equipment Repairs	0	6,507	50,000	43,493	87
Chemicals	4,077	46,590	195,000	148,410	76
Supplies	566	2,181	10,000	7,819	78
Contracted Repairs	3,090	12,277	40,000	27,723	69
Laboratory Supplies	615	4,953	15,000	10,047	67
Biomonitoring	10	10	8,000	7,990	100
Discharge Permit	0	0	8,000	8,000	100
Site Monitoring	2,114	9,469	15,000	5,531	37
Total Iowa Hill	26,987	155,288	607,000	446,181	74

	2018 April	2018 Year to Date	2018 Approved Budget	2018 Available	2018 % Available
Farmers Korner Expenses					
Utilities					
Gas	0	21,355	60,000	38,645	64
Electric	29,607	132,270	400,000	267,730	67
Freight	718	3,845	30,000	26,155	87
Equipment Repairs	3,716	14,536	60,000	45,464	76
Chemicals	5,590	91,274	320,000	228,726	71
Supplies	1,671	3,663	10,000	6,337	63
Contracted Repairs	958	16,320	30,000	13,680	46
Dumpster Charges	1,095	4,380	14,000	9,620	69
Biomonitoring	14	14	7,000	6,986	100
Discharge Permit	0	0	15,000	15,000	100
Composting	8,330	45,066	110,000	64,934	59
Site Monitoring	2,115	17,049	23,000	5,951	26
Sludge Hauling Costs	4,950	25,650	70,000	44,350	63
State Health Fees	1,335	1,335	2,500	1,165	47
Total Farmers Korner	60,099	376,757	1,151,500	774,743	67
South Blue Expenses					
Utilities					
Gas	645	3,380	10,000	6,620	66
Electric	2,759	10,451	22,000	11,549	52
Equipment Repairs	0	504	2,500	1,996	80
Supplies	0	0	1,000	1,000	100
Contracted Repairs	0	717	5,000	4,283	86
Discharge Permit	0	0	3,000	3,000	100
Site Monitoring	261	942	8,000	7,058	88
Total South Blue	3,665	15,994	51,500	35,506	69
Collection Expenses					
Utilities	922	3,592	20,000	16,408	82
Vehicle Expense	3,050	14,870	35,000	20,130	58
Line Cleaner Expenses	0	0	10,000	10,000	100
Manhole Repairs/Line Repairs	4,640	18,905	120,000	101,095	84
Equipment Repairs	2,815	4,655	9,000	4,345	48
CCTV Expense	0	0	5,000	5,000	100
Total Collection	11,427	42,022	199,000	156,978	79
Total Operating Expenditures	243,333	1,232,773	4,313,238	3,074,934	292
Net Cash from Operations	277,133	725,433	1,565,763	845,861	
Replacement Capital					
Administration	0	0	55,000	55,000	100
Plant:					
IH	0	0	240,000	240,000	100
FK	0	1,313	325,000	323,687	100
South Blue	0	0	70,000	70,000	100
Collection					
Misc.	0	1,000	1,050,000	1,049,000	100
Vehicle	0	42,126	45,000	2,874	6
Total Replacement Capital	0	44,439	1,785,000	1,740,561	98
Non Operating Expenses					
Bond Principal	0	48,323	97,130	48,807	50
Bond Interest	0	13,648	26,813	13,165	49
Total Non Operating	0	61,971	123,942	61,971	50

April Financial Statement Cont.

	2018 April	2018 Year to Date	2018 Approved Budget	2018 Available	2018 % Available
Capital Outlay					
Plant:					
IH	0	0	100,000	100,000	100
FK	0	0	75,000	75,000	100
South Blue	0	1,393	10,000	8,607	86
Collection	0	25,307	3,100,000	3,074,693	99
Administration		0	10,000	10,000	100
Total Capital Outlay	0	26,700	3,295,000	3,268,300	99
Total Expenses	246,998	1,381,877	9,568,680	8,186,803	86
Total Revenue - Total Expenses	992,181	1,745,042	(786,680)		

Upper Blue Sanitation District
Comparative Financial Statement-UNAUDITED DRAFT
April 30, 2018 vs. April 30, 2017

Operating Revenue	2018 April	2017 April	2018 Year To Date	2017 Year to Date	Increase (Decrease)
Sewer User Fees	475,588	464,659	1,898,073	1,870,746	27,327
Tap Inspection Fees	1,400	1,000	3,000	3,300	(300)
Miscellaneous Revenue	218	0	218	0	218
Camper Dump Fees	116	0	201	416	(215)
Late Fees	34	(450)	4,054	6,656	(2,602)
Line Extension Fees	38,910	0	38,910	14,834	24,076
Rental Income	4,200	3,250	13,750	13,000	750
Total Operating Revenue	520,466	468,459	1,958,206	1,908,952	49,254
Miscellaneous Revenue					
Interest on Loan Payments	2,125	2,916	4,729	6,797	(2,068)
Plant Investment Fees	652,063	238,630	1,064,338	1,025,647	38,691
Inclusion Fees	45,834	(5,622)	46,634	46,217	417
Interest on Investments	18,691	2,050	53,012	6,955	46,057
Transfer from Reserve	0	0	0	0	0
Total Miscellaneous Reven	718,713	237,974	1,168,713	1,085,616	85,165
Total Revenue	1,239,179	706,433	3,126,919	2,994,568	132,351

Administration Expense	2018 April	2017 April	2018 Year to Date	2017 Year to Date	Increase (Decrease)
Payroll & Employee Benefits					
Salaries	88,232	87,701	352,836	363,144	(10,308)
Overtime	2,295	2,036	11,681	7,327	4,354
FICA-Admn	5,107	5,555	18,999	22,935	(3,936)
Medicare-Admin	1,299	1,299	5,238	5,364	(126)
401K Contributions	6,349	6,385	25,192	25,486	(294)
Worker's Compensation Insu	2,155	3,060	6,622	7,176	(554)
Health Insurance	21,104	20,995	84,476	84,119	357
Total	126,541	127,031	505,044	515,551	(10,507)
Office Supplies	0	135	537	1,447	(910)
Telephone	620	1,501	3,939	5,356	(1,417)
Business Expenses	530	3,148	18,234	21,858	(3,624)
Bank Service Fees - Admin	0	0	1,211	0	1,211
Legal Counsel	0	3,929	16,419	16,700	(281)
Education	436	506	3,334	4,851	(1,517)
Audit & Accounting	0	0	0	0	0
Legal Publications	1,000	1,096	1,328	1,229	99
Board Members	500	500	2,000	2,000	0
Elections	0	0	0	0	0
Computer Expenses	0	1,390	9,160	5,727	3,433
Copy Machine & Supply	0	0	45	0	45
Postage & Meter Rent	1,902	1,853	3,444	4,630	(1,186)
Insurance - General	11,028	10,808	39,967	43,776	(3,809)
Insurance - Deductible	0	0	0	0	0
Engineering	0	2,156	15,461	7,683	
Tools	0	0	452	123	329
Radios	0	0	0	0	0
Vehicle Expense	0	0	0	0	0
Dues & Memberships	0	196	1,788	1,666	122
Safety	433	0	2,858	693	2,165
Summit Water Quality	1,210	16,111	17,611	16,111	1,500
Building Maintenance	0	1,463	9,529	7,522	2,007
Employee Housing Maintena	0	0	4,505	1,453	3,052
Employee Housing Utilities	620	620	1,840	1,240	600
Total Administration	144,820	172,443	658,706	659,616	(8,688)
Iowa Hill Plant Expenses					
Utilities					
Gas	2,118	2,261	8,378	11,204	(2,826)
Electric	14,319	14,410	59,584	61,279	(1,695)
Freight	78	1,779	5,339	7,810	(2,471)
Equipment Repairs	0	4,486	6,507	17,640	(11,133)
Chemicals	4,077	8,062	46,590	71,511	(24,921)
Contracted Repairs	566	4,311	2,181	5,950	(3,769)
Laboratory Supplies	3,090	169	12,277	14,130	(1,853)
Biomonitoring	615	2,558	4,953	6,687	(1,734)
Discharge Permit	10	0	10	2,558	(2,548)
Supplies	0	1,966	0	1,163	(1,163)
Site Monitoring	2,114	448	9,469	3,698	5,771
Total Iowa Hill	26,987	40,450	155,288	203,630	(52,950)

April Comparative Statement Cont.

	2018 April	2017 April	2018 Year to Date	2017 Year to Date	Increase (Decrease)
Farmers Korner					
Utilities					
Gas	0	9,590	21,355	26,568	(5,213)
Electric	29,607	32,542	132,270	139,871	(7,601)
Freight	718	7,139	3,845	14,171	(10,326)
Equipment Repairs	3,716	2,709	14,536	30,433	(15,897)
Chemicals	5,590	5,302	91,274	60,626	30,648
Supplies	1,671	119	3,663	380	3,283
Contracted Repairs	958	11,397	16,320	17,017	(697)
Dumpster Charges	1,095	1,095	4,380	4,170	210
Biomonitoring	14	1,508	14	1,508	(1,494)
Discharge Permit	0	0	0	0	-
Composting	8,330	10,857	45,066	42,310	2,756
Site Monitoring	2,115	336	17,049	3,354	13,695
Sludge Hauling Costs	4,950	5,850	25,650	22,500	3,150
State Health Fees	1,335	0	1,335	0	1,335
Total Farmers Korner	60,099	88,444	376,757	362,908	13,849
South Blue Expenses					
Utilities					
Gas	645	405	3,380	2,279	1,101
Electric	2,759	1,697	10,451	5,326	5,125
Equipment Repairs	0	0	504	0	504
Contracted Repairs	0	0	0	1,119	(1,119)
Supplies	0	0	717	0	717
Discharge Permit	0	0	0	0	-
Site Monitoring	261	336	942	2,142	(1,200)
Total South Blue	3,665	2,438	15,994	10,866	5,128
Collection Expenses					
Utilities	922	924	3,592	4,737	(1,145)
Vehicle Expense	3,050	0	14,870	10,147	4,723
Line Cleaner Expenses	0	0	0	0	0
Manhole Repairs/Line Repai	4,640	12,131	18,905	32,497	(13,592)
Equipment Repairs	2,815	842	4,655	6,871	(2,216)
CCTV Expense	0	0	0	0	-
Total Collection	11,427	13,897	42,022	54,252	(12,230)
Total Operating Expenditu	243,333	315,234	1,232,773	1,280,406	(47,633)
Net Cash from Operations	277,133	153,225	725,433	628,546	96,887
Replacement Capital					
Administration	0	0	0	0	-
Plant					
IH	0	0	0	4,220	(4,220)
FK	0	19,531	1,313	79,791	(78,478)
Upper Blue	0	24,037	0	24,037	(24,037)
Collection		15,196			0
Misc	0	0	1,000	15,196	(14,196)
Vehicle	0	0	42,126	36,649	5,477
Total Replacement Capital	0	58,764	44,439	159,893	(115,454)
Non Operating Expenses					
CWRPDA Loan Principal	0	0	48,323	47,371	952
Loan Interest	0	0	13,648	14,600	(952)
Total Non Operating	0	0	61,971	61,971	-

April Comparative Statement Cont.

	2018 April	2017 April	2018 Year to Date	2017 Year to Date	Increase (Decrease)
Capital Outlay					
Plant-IH-CO	0	0	0	0	0
Plant-FK-CO	0	10,600	0	10,600	(10,600)
Plant-South Blue-CO	0	3,376	1,393	8,085	(6,692)
Collection	0	1,000	25,307	5,375	19,932
Administration		0	0	0	0
Total Capital Outlay	0	14,976	26,700	24,060	2,640
Total Expenses	246,998	391,412	1,381,877	1,537,196	(155,319)
Revenue Less Expenses	992,181	315,021	1,745,042	1,457,372	287,670

CAPITAL 2018	Current Month	Year To Date	Budget
FARMERS KORNER - REPLACEMENT			
10-85-8524			
Miscellaneous Equipment Replace/Repair	$0.00	$0.00	$60,000.00
Filter Rehabilitation	$0.00	$1,312.50	
Locker Room Update	$0.00	$0.00	$100,000.00
Centrifuge Gear Box	$0.00	$0.00	$75,000.00
Computer Replacement	$0.00	$0.00	$15,000.00
Replace Course Bubble Diffusers	$0.00	$0.00	$75,000.00
TOTAL	$0.00	$1,312.50	$325,000.00
FARMERS KORNER - NEW			
10-95-9540			
Miscellaneous Equipment Replace/Repair	$0.00	$0.00	$50,000.00
South Plant WAS Meter	$0.00	$0.00	$25,000.00
TOTAL	$0.00	$0.00	$75,000.00
IOWA HILL - REPLACEMENT			
10-85-8522			
Miscellaneous Equipment Replace/Repair	$0.00	$0.00	$75,000.00
Computer Replacement	$0.00	$0.00	$15,000.00
Lighting	$0.00	$0.00	$75,000.00
Non Potable Water Line Replacement	$0.00	$0.00	$75,000.00
TOTAL	$0.00	$0.00	$240,000.00
IOWA HILL - NEW			
10-95-9510			
Miscellaneous Equipment Replace/Repair	$0.00	$0.00	$50,000.00
Nutrient/Metals Remover	$0.00	$0.00	$50,000.00
TOTAL	$0.00	$0.00	$100,000.00
SOUTH BLUE - REPLACEMENT			
10-85-8526			
Miscellaneous Equipment Replace/Repair	$0.00	$0.00	$50,000.00
Potable Water Well	$0.00	$0.00	$20,000.00
TOTAL	$0.00	$0.00	$70,000.00
SOUTH BLUE - NEW			
10-95-9590			
Miscellaneous Equipment Replace/Repair	$0.00	$1,392.50	$10,000.00
TOTAL	$0.00	$1,392.50	$10,000.00
COLLECTION - REPLACEMENT			
10-85-8530			
Manholes/Liftstations/Line Repairs	$0.00	$0.00	$350,000.00
Main Line Cleaning/Video/Repair	$0.00	$1,000.00	
Hwy 9 in Blue River			$350,000.00
French Creek			$350,000.00
TOTAL	$0.00	$1,000.00	$1,050,000.00
COLLECTION - NEW			
10-95-9520			
Miscellaneous Line Extension	$0.00	$0.00	$3,100,000.00
Valley of the Blue	$0.00	$25,307.00	
TOTAL	$0.00	$25,307.00	$3,100,000.00

CAPITAL 2016 (Page 2)	Current Month	Year To Date	Budget
VEHICLE - RC			
10-85-8550			
Vehicle Replacement	$0.00	$42,126.20	$45,000.00
TOTAL	$0.00	$42,126.20	$45,000.00
ADMINISTRATION - REPLACEMENT			
10-85-8510			
Miscellaneous	$0.00	$0.00	$35,000.00
Computer Replacement	$0.00	$0.00	$20,000.00
TOTAL	$0.00	$0.00	$55,000.00
ADMINISTRATION - NEW			
10-95-9580			
Miscellaneous	$0.00	$0.00	$10,000.00
TOTAL	$0.00	$0.00	$10,000.00
GRAND TOTALS	**$0.00**	**$71,138.20**	**$5,080,000.00**

DATE: May 2, 2018

TO: Andrew Carlberg, District Manager

FROM: Earl Picard, Chief Plant Operator

SUBJECT: Treatment plant operations for April 2018.

1. Total influent flow for the Upper Blue Treatment Facilities was 54.0 million gallons for the month of April. The flow for the previous April was 57.5 million gallons. This is a 3.5 million gallon decrease (6.1%).

2. Solids loading at Farmer's Korner was 39,250 lbs. Solids loading at Iowa Hill was 36,363 lbs. Total solids loading at both facilities was 75,613 lbs. This was a decrease of 73,974 lbs.

3. We are discharging high quality effluent that meets all discharge permit requirements. The phosphorus discharge concentration for April at Farmers Korner was 0.009 mg/l (ppm) and 0.012 mg/l (ppm) at Iowa Hill.

Earl

cc: file

PLANT STATISTICS - FARMERS KORNER

MONTH	FLOW (MG)			EFF PHOS (LBS)			INF SS (LBS)			SLUDGE (TONS)		
	2016	2017	2018	2016	2017	2018	2016	2017	2018	2016	2017	2018
JAN	57.4	41.9	42.3	5.3	4.6	4.7	63185	96265	69954	74.3	72.4	71.1
FEB	55.0	36.9	37.8	8.4	2.7	4.5	87505	60672	183047	75.1	42.8	67.3
MAR	60.2	47.8	42.5	12.0	6.8	4.3	81505	50206	42262	97.4	74.7	62.8
APR	53.0	43.9	43.2	3.9	3.7	2.8	53806	104272	39250	53.6	68.5	49.2
MAY	56.7	40.6		4.9	3.8		63751	33208		48.0	34.7	
JUN	34.1	38.0		1.9	3.7		44566	106545		42.7	25.2	
JUL	40.6	37.3		3.9	6.0		45027	73181		52.7	43.6	
AUG	32.8	32.6		3.8	5.8		42272	86224		70.7	39.7	
SEP	25.7	25.2		1.7	2.5		25297	27536		32.3	62.2	
OCT	21.4	31.1		1.6	4.1		25529	73629		29.3	31.1	
NOV	24.3	24.3		2.2	4.2		59910	44193		26.6	29.3	
DEC	38.1	39.2		3.0	3.0		59638	55556		57.2	33.4	
TOTAL	499.4	438.7	165.7	52.4	50.8	16.3	651991	811487	334513	659.9	557.6	250.4

PLANT STATISTICS - IOWA HILL

MONTH	EFF FLOW (MG)			EFF PHOS (LBS)			INF SS (LBS)		
	2016	2017	2018	2016	2017	2018	2016	2017	2018
JAN	0.0	14.7	15.6	0.0	1.2	1.3	0	50613	62023
FEB	0.0	13.8	12.8	0.0	1.1	1.2	0	58422	45562
MAR	0.0	16.2	15.4	0.0	1.8	1.9	0	60200	51879
APR	0.0	13.6	10.8	0.0	1.3	1.0	0	45315	36363
MAY	0.0	13.9		0.0	1.1		0	38090	
JUN	12.1	13.9		1.7	1.7		37521	38163	
JUL	13.8	14.3		2.5	1.8		38722	51856	
AUG	12.2	11.7		3.2	1.2		29745	45532	
SEP	11.3	10.5		1.5	0.9		34198	35846	
OCT	10.9	4.5		1.5	0.5		24497	11149	
NOV	9.7	9.6		1.0	0.8		32047	31770	
DEC	14.1	13.0		1.3	0.6		44909	46564	
TOTAL	83.9	149.6	54.5	12.7	13.9	5.4	241639	513520	195827

PLANT STATISTICS - TOTAL

MONTH	FLOW (MG)			EFF PHOS (LBS)			INF SS (LBS)			SLUDGE (TONS)		
	2016	2017	2018	2016	2017	2018	2016	2017	2018	2016	2017	2018
JAN	57.4	56.6	57.8	5.3	5.8	6.0	63185	146878	131977	74.3	72.4	71.1
FEB	55.0	50.7	50.6	8.4	3.8	5.7	87505	119094	228609	75.1	42.8	67.3
MAR	60.2	63.9	57.9	12.0	8.7	6.3	81505	110406	94141	97.4	74.7	62.8
APR	53.0	57.5	54.0	3.9	5.0	3.8	53806	149587	75613	53.6	68.5	49.2
MAY	56.7	54.5	0.0	4.9	4.9	0.0	63751	71298	0	48.0	34.7	0.0
JUN	46.2	51.9	0.0	3.6	5.4	0.0	82087	144708	0	42.7	25.2	0.0
JUL	54.4	51.6	0.0	6.4	7.8	0.0	83749	125037	0	52.7	43.6	0.0
AUG	45.0	44.3	0.0	7.0	7.0	0.0	72017	131756	0	70.7	39.7	0.0
SEP	37.0	35.7	0.0	3.2	3.3	0.0	59495	63382	0	32.3	62.2	0.0
OCT	32.2	35.6	0.0	3.1	4.6	0.0	50026	84778	0	29.3	31.1	0.0
NOV	34.0	33.9	0.0	3.1	5.0	0.0	91957	75963	0	26.6	29.3	0.0
DEC	52.2	52.2	0.0	4.3	3.6	0.0	104547	102120	0	57.2	33.4	0.0
TOTAL	583.4	588.3	220.3	65.1	64.8	21.7	893630	1325007	530340	659.9	557.6	250.4

FACILITY FLOW

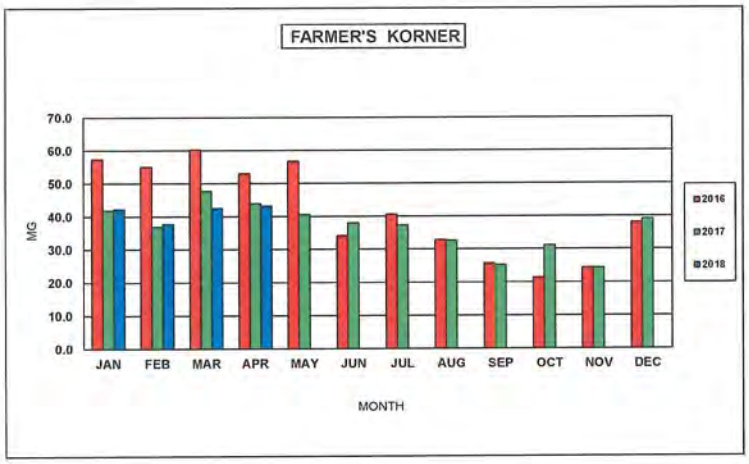

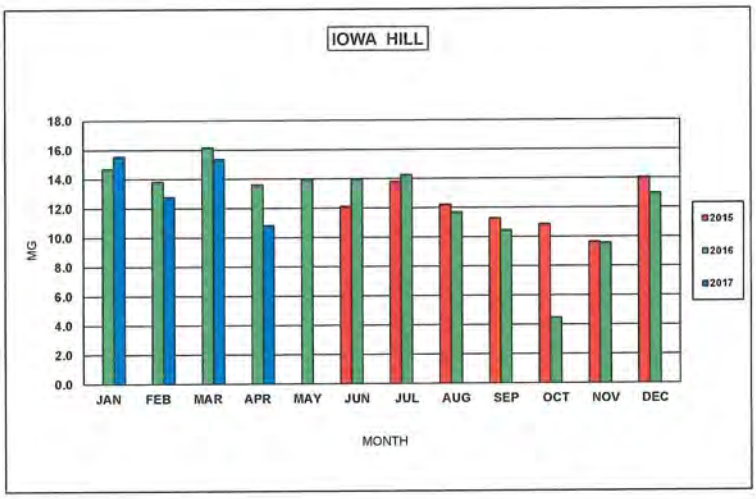

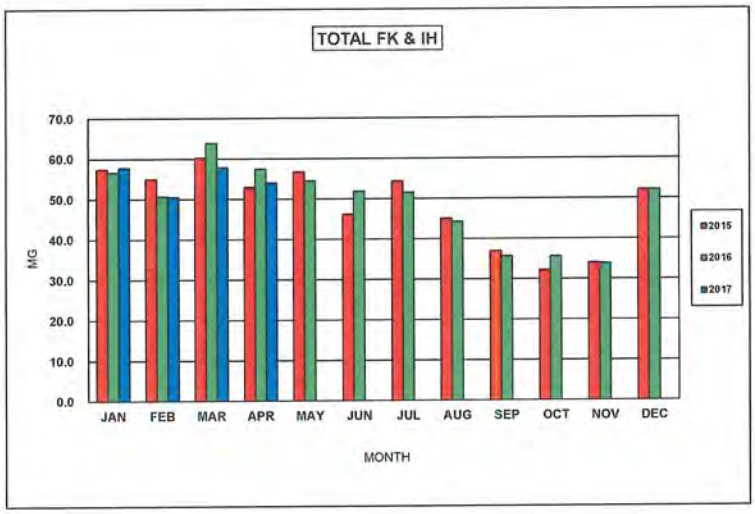

To: Andrew Carlberg – District Manager
From: Wally Esquibel – Collection Systems Foreman
Subject: Collection System Report for April 2018
Date: May 3, 2018

---

1. No backup reported for the month of April 2018
2. District personnel have started inspections on areas of concern for infiltration.
    - Will repair as needed.
3. The yearly wash-down of all lift stations has begun along with amp checks on all pumps.
4. District received 203 locates – 29 were actually for the District, all were reviewed.
5. Fleet maintenance and service line inspections are up-to-date.

MANGER REPORT

May 2018

1) I have been working with our IT consultants to determine our level of protection for our computers, both at Iowa Hill and Farmers Korner. Currently we have firewalls to all of our servers and are protected with Malwarebytes. At Iowa Hill our telemetry is backed up with a dual server on site but this might change. The Administration Server is backed up daily off site. Farmers Korner is backed up on site with a dual server.

   We will be conducting a complete security evaluation of telemetry and Admin servers in the next few weeks.

2) In April we transferred an additional $8M to ColoTrust who is now paying 2% interest

3) The Town of Breckenridge has approached us once again to discuss the Settlement Agreement where we credit the Town $1M in PIFs for their agreement to never reopen our dilution flow water right. As you remember the County agreed to the terms. The Town's water attorney has refused to the terms. Stay tuned.

4) The State recently passed new legislation that allows out of State property owners to vote in Special District Elections for Board Members only not tax issues. In the past one could only vote if you were a Colorado registered voter. This will be interesting especially in light of an estimated 25,000-30,000-time share owners. The Bill allows Special Districts to opt out