Business Ink: E1601845LD

Upper Blue Sanitation District
Board of Directors Meeting
Thursday March 9, 2017 @ 5:30 PM

I. ROLL CALL:

Mr. Barrie Stimson called the meeting of the Upper Blue Sanitation District Board of Directors to order at 5:30 PM. Mr. Allyn Mosher, Mr. Fischer, Mrs. Patricia Theobald and Mr. Barrie Stimson answered "present" at roll call.

Mr. Andrew Carlberg was in attendance as well.

Mr. Stimson noted for the record that the February meeting of the Board was canceled.

II. MINUTES:

January 12, 2017 minutes: Mrs. Theobald made a motion to approve the January 12 2017 Board of Directors meeting minutes. Mr. Mosher seconded the motion. The motion was passed unanimously by the Board.

III. PUBLIC HEARINGS:

There was no Public hearing

IV. PUBLIC COMMENT: None

V. BILLS:

The bills were reviewed and discussed by the Board of Directors.
Mr. Mosher made a motion to approve the bills as presented. Mr. Fisher seconded the motion. The motion was passed unanimously by the Board.

VI. FINANCIAL REPORT:

-The Financial Report reviewed was accepted by the Board of Directors.

VII. MONTHLY REPORTS:

A. Plant and Collection:

The Plant and Collection reports were discussed by the Board of Directors.

B. Manager Report:

- The Manager informed the Board of the updates of the Personnel Policies and the District's Rules and Regulations
- The staff is beginning the planning and design of several 2018 capital projects

VIII. OLD BUSINESS:

IX. NEW BUSINESS:

C. **Award of Leap Year Line Extension.** The Board reviewed the two bids, one from Scofield Excavating and the other form Stan Miller Inc. There low bidder was Stan Miller Inc. in the amount of $923,536.30, Schofield was $1,127,433.00. The recommendation from

Business Ink. E1601845LD

staff was to award the contract to Stan Miller Inc. Mrs. Theobald made the motion to award the Leap Year Line extension Project to Stan Miller Inc., Mr. Mosher seconded the motion. Motion passed unanimously by the Board.

D. **SBWWTP Upgrade.** The District received four bids for the SBWWTP, Integrated Water Services Inc., RN Civil Construction, Aslan Construction Inc., and Filanc Construction Company.

Integrated Water Services, In. was the low bidder in the amount of $1,323,300.00 and the high bid was made by Filanc Construction Company, Inc. in the amount of $1,828,690.00. After review by staff the recommendation was to award the contract to Integrated Water Services, Inc.
There was discussion on the 20 year costs of the electric verses gas heat for the concrete slab. Mr. Carlberg said we could provide that information to the Board after additional analysis and make the change if necessary after the award. The Board agreed.
Mr. Fischer made the motion to award the contract to Integrated Water Services Inc., in the amount of $1,323,300.00 and to include the bid alternative in the amount of $13,500.00 for the clarifier plated settler. Mr. Mosher seconded. The motion was passed unanimously by the Board.

E. **Sewer Line Reconstruction Agreement**. The Alpine Metropolitan District submitted a complete agreement to the District. The agreement has been reviewed by staff and the district's legal counsel. It is recommended for approval. Mr. Mosher made the motion to approve the agreement and Mr. Fischer seconded the motion. Motion passed unanimously by the Board.

F. **Resolution 3 Series 2017.** This is a Resolution that outlines the District's policy concerning cost recovery of any open records request. Mr. Mosher made the motion to approve resolution 3 Series 2017. Mrs. Theobald seconded. Motion passed unanimously by the Board.

X. CORRESPONDENCE:

XI. ADJOURN:

Mrs. Theobald made a motion to adjourn the meeting at 5:55 PM. Mr. Fischer seconded the motion. The motion was passed unanimously by the Board.

Mr. Barrie Stimson, President

Mr. Allyn Mosher, Secretary

Memorandum

To: Andy Carlberg

From: Marjorie Covey

Date: March 3, 2017

Re: Financial Update

-The District's Financial Records are in good order.

-We have not received all of the February 2017 bills. Therefore, the February 2017 Financial Statements are a preliminary draft for your review.

-The February 2017 accounts payable check register is included with the financial Statements.

-Holscher, Mayberry & Co., LLC will be conducting the District's 2016 Audit during the week of April 24th 2017. Prior to the Audit I will be working on the capital asset and capital depreciation journal entries. Until I have completed that process you will not see an increase in the capital numbers from 2016 to 2017.

Marjorie

Upper Blue Sanitation District
Comparative Balance Sheet-UNAUDITED DRAFT
February 28, 2017 and February 29, 2016

	2017	2016	Increase (Decrease)
Current Assets:			
Petty Cash	$200	$200	-
Checking-Wells Fargo Bank	20,966,507	19,620,784	1,345,723
Cash-Centennial Bank Money Market	-	251,082	(251,082)
ColoTrust Prime	3,654,435	3,642,657	11,778
Toal Cash and Equivalents	24,621,142	23,514,723	1,106,419
Investments			
FK Construction Retainage Escrow	-	-	-
Cert. of Deposit & Treasuries	-	2,002,268	(2,002,268)
Total Investments	-	2,002,268	(2,002,268)
Other Current Assets			
Receivables-Utility + Spec. Assessments	40,691	23,048	17,643
Developer/Contractor Escrow	181,236	152,086	29,150
Interest Receivable & Market Adjustments	-	-	-
Notes Receivable	294,603	323,116	(28,513)
Prepaid Expenses	130,270	121,940	8,330
Loan Issuance Costs (Net)	-	-	-
Total Other Assets	646,800	620,190	26,610
Total Current Assets:	25,267,942	26,137,181	(869,239)
Property Plant and Equipment:			
Land	721,070	721,070	-
Easements	98,254	97,113	1,141
Sewer Lines	14,010,758	14,010,758	-
Treatment Plants	77,732,030	77,732,030	-
Office Equipment	210,830	210,830	-
Other Machines & Equipment	530,064	530,064	-
Autos & Trucks	1,206,452	1,206,452	-
IH Administration Building	138,162	138,162	-
Upper Blue System Costs	6,324,338	6,324,338	-
Telemetry	316,466	316,466	-
Employee Housing	1,038,191	1,038,191	-
Total Property Plant and Equipment :	102,326,615	102,325,474	1,141
Less Accumulated Depreciation	(34,069,052)	(34,069,052)	-
Net Property Plant and Equipment :	68,257,563	68,256,422	1,141
Total Assets:	93,525,505	94,393,603	(868,098)

Liabilities

	2017	2016	Increase (Decrease)
Current Liabilities:			
Accounts Payable	3,536	200,747	(197,211)
Construction/Developer Escrow	181,236	152,086	29,150
Earned Employee Benefits	116,677	116,677	-
Unearned User Fees	464,147	451,711	12,436
Interest Payable	118,789	118,789	-
Loan Payable (Current Portion)	93,340	812,579	(719,239)
Retainage Payable-Construction in Progress	-	-	-
Retainage Payable-Blue River	-	-	-
Employee Housing Deposit Payable	1,750	1,750	-
Total Current Liabilities:	979,475	1,854,339	(874,864)
Long Term Liabilities:			
Loan Payable	1,460,017	6,382,715	(4,922,698)
Total Long Term Liabilities:	1,460,017	6,382,715	(4,922,698)
Total Liabilities	2,439,492	8,237,054	(5,797,562)
Net Assets			
Invested in Capital Assets, Net of Related Debt	60,752,339	60,752,339	-
Unrestricted Net Assets	18,333,674	15,404,210	2,929,464
Unrestricted Net Assets - Nutrient Reserve	12,000,000	10,000,000	2,000,000
Total Contributed Capital	91,086,013	86,156,549	4,929,464
Total Liabilities and Equity	93,525,505	94,393,603	(868,098)

Upper Blue Sanitation District
Monthly Financial Statement-UNAUDITED DRAFT
February 28, 2017

Operating Revenue	2017 February	2017 Year To Date	2017 Approved Budget	2017 Uncollected	2017 % Uncol/Col
Sewer User Fees	471,129	935,547	5,553,175	4,617,628	83
Tap Inspection Fees	400	600	7,000	6,400	91
Miscellaneous Revenue	0	0	15,000	15,000	100
Camper Dump Fees	0	416	8,000	7,584	95
Late Fees	1,155	1,230	20,000	18,770	94
Line Extension Fees	0	0	75,000	75,000	100
Rental Income	2,650	5,900	35,000	29,100	83
Total Operating Revenue	475,334	943,693	5,713,175	4,769,482	83
Miscellaneous Revenue					
Interest on Loan Payments	221	3,316	18,000	14,684	82
Plant Investment Fees	78,771	157,542	2,500,000	2,342,458	94
Inclusion Fees	0	10,426	100,000	89,574	90
Interest on Investments	1,488	3,079	18,000	14,921	83
Transfer from Reserve	0	0	0	0	0
Total Miscellaneous Revenue	80,480	174,363	2,636,000	2,446,953	93
Total Revenue	555,814	1,118,056	8,349,175	7,231,119	87

Administration Expense	2017 February	2017 Year to Date	2017 Approved Budget	2017 Available	2017 % Available
Payroll & Employee Benefits					
Salaries	95,372	187,244	1,250,000	1,062,756	85
Overtime	1,759	3,181	45,000	41,819	93
FICA-Admn	6,013	11,789	80,290	68,501	85
Medicare-Admin	1,406	2,757	18,778	16,021	85
401K Contributions	6,365	12,734	93,750	81,016	86
Worker's Compensation Insurance	2,219	4,438	25,000	20,562	82
Health Insurance	20,804	41,711	267,552	225,841	84
Total	133,938	263,854	1,780,370	1,516,516	85
Office Supplies	0	483	5,000	4,517	90
Telephone	1,528	2,382	25,000	22,618	90
Business Expenses	582	15,293	45,000	29,707	66
Bank Service Fees - Admin	0	2,830	4,000	1,170	29
Legal Counsel	0	1,683	30,000	28,317	94
Education	1,683	0	25,000	25,000	100
Audit & Accounting	0	0	10,000	10,000	100
Legal Publications	0	133	7,000	6,867	98
Board Members	500	1,000	6,000	5,000	83
Elections	0	0	0	0	0
Computer Expenses	1,320	2,640	40,000	37,360	93
Copy Machine & Supply	0	0	1,000	1,000	100
Postage & Meter Rent	0	1,826	12,000	10,174	85
Insurance - General	11,352	22,160	139,202	117,042	84
Insurance - Deductible	0	0	1,000	1,000	100
Engineering	0	975	35,000	34,025	97
Tools	27	27	2,500	2,473	99
Radios	0	0	0	0	0
Vehicle Expense	0	0	500	500	100
Dues & Memberships	0	1,470	7,000	5,530	79
Safety	100	277	5,000	4,723	94
Summit Water Quality	0	0	17,000	17,000	100
Building Maintenance	154	1,559	15,000	13,441	90
Employee Housing Maintenance	703	1,453	15,000	13,547	90
Employee Housing Utilities	0	620	4,000	3,380	85
Total Administration	151,887	320,665	2,231,572	1,910,907	86
Iowa Hill Plant Expenses					
Utilities					
Gas	2,915	6,059	18,000	11,941	66
Electric	14,796	32,127	220,000	187,873	85
Freight	1,235	2,891	10,000	7,109	71
Equipment Repairs	6,208	7,954	50,000	42,046	84
Chemicals	15,918	34,289	180,000	145,711	81
Supplies	1,546	3,782	9,000	5,218	58
Contracted Repairs	1,518	7,002	40,000	32,998	82
Laboratory Supplies	198	2,730	15,000	12,270	82
Biomonitoring	0	0	8,000	8,000	0
Discharge Permit	0	0	8,000	8,000	100
Site Monitoring	448	896	6,000	5,104	85
Total Iowa Hill	44,782	97,730	564,000	461,166	82

February Financial Statement Cont.

	2017 February	2017 Year to Date	2017 Approved Budget	2017 Available	2017 % Available
Farmers Korner Expenses					
Utilities					
Gas	0	9,810	55,000	45,190	82
Electric	36,047	72,434	350,000	277,566	79
Freight	1,600	4,293	30,000	25,707	86
Equipment Repairs	320	23,085	60,000	36,915	62
Chemicals	16,426	31,663	300,000	268,337	89
Supplies	0	155	8,000	7,845	98
Contracted Repairs	220	3,180	30,000	26,820	89
Dumpster Charges	1,025	2,050	12,000	9,950	83
Biomonitoring	0	0	7,000	7,000	100
Discharge Permit	0	0	15,000	15,000	100
Composting	0	11,040	110,000	98,960	90
Site Monitoring	2,330	2,671	23,000	20,329	88
Sludge Hauling Costs	0	6,075	70,000	63,925	91
State Health Fees	0	0	2,500	2,500	100
Total Farmers Korner	57,968	166,456	1,072,500	906,044	84
South Blue Expenses					
Utilities					
Gas	764	1,198	10,000	8,802	88
Electric	977	1,961	16,000	14,039	88
Equipment Repairs	0	0	2,500	2,500	100
Supplies	0	0	1,000	1,000	100
Contracted Repairs	0	0	5,000		
Discharge Permit	0	0	3,000	3,000	100
Site Monitoring	735	1,071	1,500	429	29
Total South Blue	2,476	4,230	39,000	29,770	76
Collection Expenses					
Utilities	1,650	2,911	28,000	25,089	90
Vehicle Expense	0	6,694	35,000	28,306	81
Line Cleaner Expenses	0	0	11,000	11,000	100
Manhole Repairs/Line Repairs	32	5,101	120,000	114,899	96
Equipment Repairs	889	4,989	9,000	4,011	45
CCTV Expense	0	0	8,000	8,000	100
Total Collection	2,571	19,695	211,000	191,305	91
Total Operating Expenditures	257,208	604,546	4,079,072	3,469,422	343
Net Cash from Operations	218,126	339,147	1,634,104	1,300,061	
Replacement Capital					
Administration	0	0	35,000	35,000	100
Plant:					
IH	0	4,220	270,000	265,780	98
FK	12,090	18,442	1,537,000	1,518,558	99
South Blue	0	0	50,000	50,000	100
Collection					
Misc.	0	0	500,000	500,000	100
Vehicle	36,649	36,649	45,000	8,351	19
Total Replacement Capital	48,739	59,311	2,437,000	2,377,689	98
Non Operating Expenses					
Bond Principal	0	47,371	95,216	47,845	50
Bond Interest	0	14,600	28,727	14,127	49
Total Non Operating	0	61,971	123,943	61,972	50

	2017 February	2017 Year to Date	2017 Approved Budget	2017 Available	2017 % Available
Capital Outlay					
Plant:					
IH	0	0	50,000	50,000	100
FK	0	0	235,000	235,000	100
South Blue	0	0	2,200,000	2,200,000	100
Collection	1,000	4,375	1,400,000	1,395,625	100
Administration	0	0	10,000	10,000	100
Total Capital Outlay	1,000	4,375	3,895,000	3,890,625	100
Total Expenses	309,423	734,433	10,574,015	9,839,582	93
Total Revenue - Total Expenses	246,391	383,623	(2,224,840)		

Upper Blue Sanitation District
Comparative Financial Statement-UNAUDITED DRAFT
February 28, 2017 vs. February 29, 2016

Operating Revenue	2017 February	2016 February	2017 Year To Date	2016 Year to Date	Increase (Decrease)
Sewer User Fees	471,129	453,515	935,547	902,262	33,285
Tap Inspection Fees	400	100	600	800	(200)
Miscellaneous Revenue	0	0	0	100	(100)
Camper Dump Fees	0	0	416	0	416
Late Fees	1,155	1,900	1,230	723	507
Line Extension Fees	0	0	0	23,674	(23,674)
Rental Income	2,650	1,900	5,900	4,300	1,600
Total Operating Revenue	475,334	457,415	943,693	931,859	11,834
Miscellaneous Revenue					
Interest on Loan Payments	221	459	3,316	3,535	(219)
Plant Investment Fees	78,771	86,301	157,542	219,517	(61,975)
Inclusion Fees	0	0	10,426	12,538	(2,112)
Interest on Investments	1,488	1,691	3,079	3,386	(307)
Transfer from Reserve	0	0	0	0	0
Total Miscellaneous Reven	80,480	88,451	174,363	238,976	(64,394)
Total Revenue	555,814	545,866	1,118,056	1,170,835	(52,779)

February Comparative Statement Cont.

Administration Expense	2017 February	2016 February	2017 Year to Date	2016 Year to Date	Increase (Decrease)
Payroll & Employee Benefits					
Salaries	95,372	132,254	187,244	174,764	12,480
Overtime	1,759	1,811	3,181	3,666	(485)
FICA-Admn	6,013	8,281	11,789	11,043	746
Medicare-Admin	1,406	1,937	2,757	2,583	174
401K Contributions	6,365	9,029	12,734	12,035	699
Worker's Compensation Insu	2,219	1,349	4,438	2,698	1,740
Health Insurance	20,804	20,647	41,711	38,134	3,577
Total	133,938	175,308	263,854	244,923	18,931
Office Supplies	0	801	483	1,265	(782)
Telephone	1,528	2,235	2,382	4,233	(1,851)
Business Expenses	582	792	15,293	3,572	11,721
Bank Service Fees - Admin	0	0	2,830	255	2,575
Legal Counsel	0	1,013	1,683	2,557	(874)
Education	1,683	1,983	0	3,573	(3,573)
Audit & Accounting	0	0	0	0	0
Legal Publications	0	156	133	1,707	(1,574)
Board Members	500	500	1,000	1,000	0
Elections	0	167	0	167	(167)
Computer Expenses	1,320	1,259	2,640	12,324	(9,684)
Copy Machine & Supply	0	400	0	812	(812)
Postage & Meter Rent	0	662	1,826	986	840
Insurance - General	11,352	11,505	22,160	22,368	(208)
Insurance - Deductible	0	0	0	0	0
Engineering	0	1,688	975	8,098	
Tools	27	0	27	153	(126)
Radios	0	0	0	0	0
Vehicle Expense	0	0	0	0	0
Dues & Memberships	0	(625)	1,470	1,688	(218)
Safety	100	193	277	497	(220)
Summit Water Quality	0	0	0	0	-
Building Maintenance	154	1,224	1,559	2,598	(1,039)
Employee Housing Maintena	703	186	1,453	186	1,267
Employee Housing Utilities	0	110	620	1,338	(718)
Total Administration	151,887	199,557	320,665	314,300	13,488
Iowa Hill Plant Expenses					
Utilities					
Gas	2,915	1,381	6,059	5,068	991
Electric	14,796	3,414	32,127	6,252	25,875
Freight	1,235	122	2,891	503	2,388
Equipment Repairs	6,208	3,454	7,954	7,113	841
Chemicals	15,918	0	34,289	0	34,289
Contracted Repairs	1,546	13,236	3,782	16,087	(12,305)
Laboratory Supplies	1,518	1,905	7,002	2,518	4,484
Biomonitoring	198	0	2,730	0	2,730
Discharge Permit	0	0	0	0	0
Supplies	0	807	0	3,389	(3,389)
Site Monitoring	448	0	896	0	896
Total Iowa Hill	44,782	24,319	97,730	40,930	59,293

February Comparative Statement Cont.

	2017 February	2016 February	2017 Year to Date	2016 Year to Date	Increase (Decrease)
Farmers Korner					
Utilities					
Gas	0	6,020	9,810	14,588	(4,778)
Electric	36,047	34,354	72,434	68,539	3,895
Freight	1,600	1,973	4,293	5,214	(921)
Equipment Repairs	320	3,183	23,085	3,575	19,510
Chemicals	16,426	34,263	31,663	66,525	(34,862)
Supplies	0	104	155	357	(202)
Contracted Repairs	220	3,471	3,180	4,847	(1,667)
Dumpster Charges	1,025	1,025	2,050	2,050	-
Biomonitoring	0	34	0	34	(34)
Discharge Permit	0	0	0	0	-
Composting	0	11,625	11,040	23,575	(12,535)
Site Monitoring	2,330	548	2,671	1,330	1,341
Sludge Hauling Costs	0	6,750	6,075	13,275	(7,200)
State Health Fees	0	0	0	0	-
Total Farmers Korner	57,968	103,350	166,456	203,909	(37,453)
South Blue Expenses					
Utilities					
Gas	764	1,161	1,198	1,161	37
Electric	977	749	1,961	1,712	249
Equipment Repairs	0	380	0	380	(380)
Contracted Repairs	0	0	0	79	(79)
Supplies	0	0	0	0	-
Discharge Permit	0	0	0	0	-
Site Monitoring	735		1,071		
Total South Blue	2,476	2,290	4,230	3,332	(2,261)
Collection Expenses					
Utilities	1,650	2,388	2,911	3,674	(763)
Vehicle Expense	0	1,098	6,694	19,588	(12,894)
Line Cleaner Expenses	0	0	0	0	0
Manhole Repairs/Line Repai	32	10,576	5,101	16,983	(11,882)
Equipment Repairs	889	1,421	4,989	2,801	2,188
CCTV Expense	0	0	0	0	0
Total Collection	2,571	15,483	19,695	43,046	(23,351)
Total Operating Expenditu	257,208	342,709	604,546	602,185	2,361
Net Cash from Operations	218,126	114,706	339,147	329,674	9,473
Replacement Capital					
Administration	0	1,045	0	1,045	(1,045)
Plant					
IH	0	0	4,220	0	4,220
FK	12,090	0	18,442	0	18,442
Upper Blue	0	0	0	0	0
Collection					0
Misc	0	0	0	0	0
Vehicle	36,649	0	36,649	0	36,649
Total Replacement Capital	48,739	1,045	59,311	1,045	58,266
Non Operating Expenses					
CWRPDA Loan Principal	0	0	47,371	46,438	933
Loan Interest	0	0	14,600	142,527	(127,927)
Total Non Operating	0	0	61,971	188,965	(126,994)

February Comparative Statement Cont.

	2017 February	2016 February	2017 Year to Date	2016 Year to Date	Pg. 4 Increase (Decrease)
Capital Outlay					
Plant-IH-CO	0	0	0	0	0
Plant-FK-CO	0	0	0	0	-
Plant-South Blue-CO	0	1,782	0	4,068	(4,068)
Collection	1,000	0	4,375	0	4,375
Administration	0	0	0	0	0
Total Capital Outlay	1,000	1,782	4,375	4,068	307
Total Expenses	309,423	347,826	734,433	799,595	(65,162)
Revenue Less Expenses	246,391	198,040	383,623	371,240	12,383

CAPITAL 2017	Current Month	Year To Date	Budget
FARMERS KORNER - REPLACEMENT			
10-85-8524			
Miscellaneous Equipment Replace/Repair	$0.00	$0.00	$60,000.00
South Plant Air Flow Meters-Digesters	$0.00	$0.00	$35,000.00
North Plant Filters Rehabilitation	$0.00	$6,352.50	$1,100,000.00
North Plant Polymer Pumps	$12,089.89	$12,089.89	$17,000.00
South Plant Backwash Valves	$0.00	$0.00	$5,000.00
South Plant Sump Pump Replacement	$0.00	$0.00	$25,000.00
Lab/Locker Room Rehabilitation	$0.00	$0.00	$50,000.00
South Plant Lighting - LED	$0.00	$0.00	$75,000.00
Non-Potable Water Line Replacement in South Plant	$0.00	$0.00	$150,000.00
WAS De Ragger	$0.00	$0.00	$20,000.00
TOTAL	$12,089.89	$18,442.39	$1,537,000.00
FARMERS KORNER - NEW			
10-95-9540			
Miscellaneous Equipment Replace/Repair	$0.00	$0.00	$50,000.00
Flow EQ Upgrade	$0.00	$0.00	$40,000.00
Odor Control Connection North & South Plants	$0.00	$0.00	$100,000.00
WAS Flow Meter	$0.00	$0.00	$25,000.00
SCADA	$0.00	$0.00	$20,000.00
TOTAL	$0.00	$0.00	$235,000.00
IOWA HILL - REPLACEMENT			
10-85-8522			
Miscellaneous Equipment Replace/Repair	$0.00	$0.00	$60,000.00
Backup Power - UPS	$0.00	$0.00	$85,000.00
Lighting	$0.00	$0.00	$75,000.00
BOD incubator	$0.00	$4,219.95	$50,000.00
TOTAL	$0.00	$4,219.95	$270,000.00
IOWA HILL - NEW			
10-95-9510			
Miscellaneous Equipment Replace/Repair	$0.00	$0.00	$50,000.00
TOTAL	$0.00	$0.00	$50,000.00
SOUTH BLUE - REPLACEMENT			
10-85-8526			
Miscellaneous Equipment Replace/Repair	$0.00	$0.00	$50,000.00
TOTAL	$0.00	$0.00	$50,000.00
SOUTH BLUE - NEW			
10-95-9590			
Plant Expansion	$0.00	$0.00	$2,200,000.00
TOTAL	$0.00	$0.00	$2,200,000.00
COLLECTION - REPLACEMENT			
10-85-8530			
Manholes/Liftstations	$0.00	$0.00	$350,000.00
Infiltration/Inflow	$0.00	$0.00	$100,000.00
Miscellaneous Repairs	$0.00	$0.00	$50,000.00
TOTAL	$0.00	$0.00	$500,000.00
COLLECTION - NEW			
10-95-9520			
Blue River Line Extension	$1,000.00	$4,375.00	$1,400,000.00
TOTAL	$1,000.00	$4,375.00	$1,400,000.00

CAPITAL 2016 (Page 2)	Current Month	Year To Date	Budget
VEHICLE - RC			
10-85-8550			
Vehicle Replacement	$36,649.00	$36,649.00	$45,000.00
TOTAL	$36,649.00	$36,649.00	$45,000.00
ADMINISTRATION - REPLACEMENT			
10-85-8510			
Miscellaneous	$0.00	$0.00	$35,000.00
TOTAL	$0.00	$0.00	$35,000.00
ADMINISTRATION - NEW			
10-95-9580			
Miscellaneous	$0.00	$0.00	$10,000.00
TOTAL	$0.00	$0.00	$10,000.00
GRAND TOTALS	**$49,738.89**	**$63,686.34**	**$6,332,000.00**

DATE: March 2, 2017

TO: Andrew Carlberg, District Manager

FROM: Earl Picard, Chief Plant Operator

SUBJECT: Treatment plant operations for February, 2017.

1. Total influent flow for the Upper Blue Treatment Facilities was 50.0 million gallons for the month of February. The flow for the previous February was 55.0 million gallons. This is a 5.0 million gallon decrease (10.0%).

2. Solids loading at Farmer's Korner was 60672 lbs. Solids loading at Iowa Hill was 58422 lbs. Total solids loading at both facilities was 119094 lbs. This was an increase of 31589 lbs. from the previous February, which was 87505 lbs.

3. We are discharging high quality effluent that meets all discharge permit requirements. The phosphorus discharge concentration for February at Farmers Korner was 0.010 mg/l (ppm) and 0.010 mg/l (ppm) at Iowa Hill.

Earl

cc: file

FACILITY FLOW

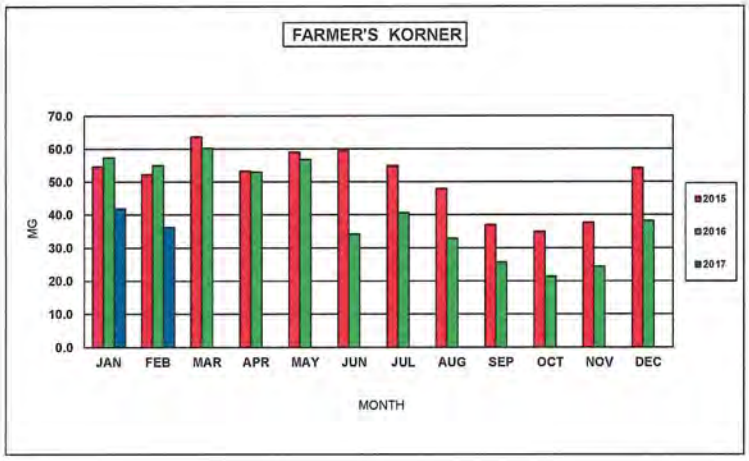

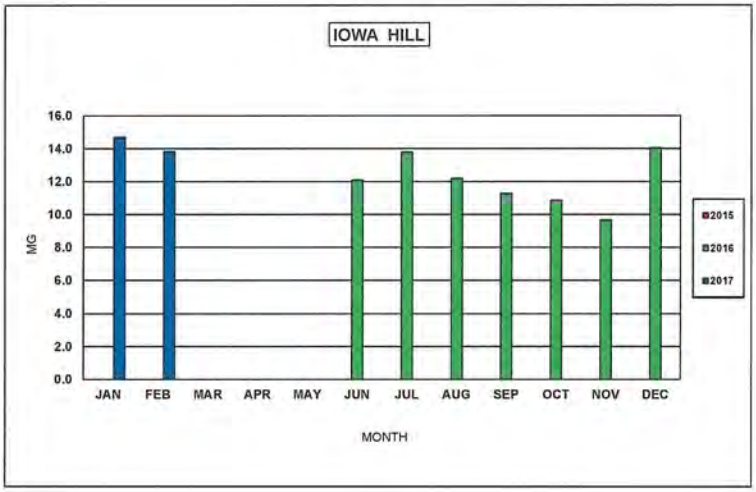

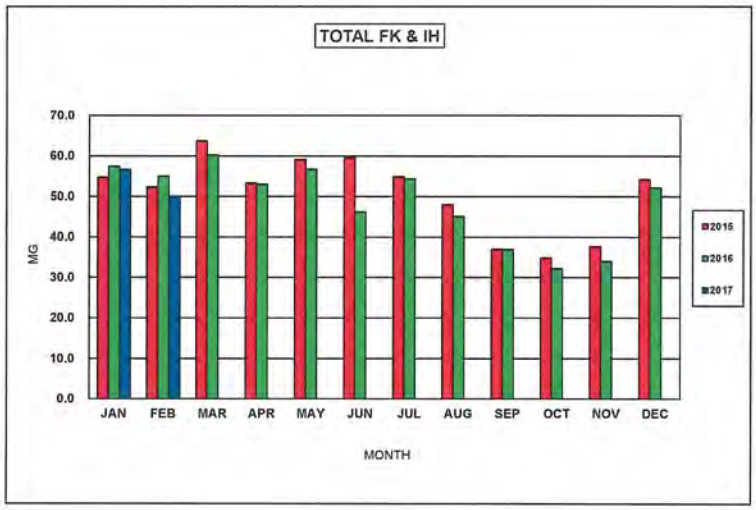

PLANT STATISTICS - FARMERS KORNER

MONTH	FLOW (MG)			EFF PHOS (LBS)			INF SS (LBS)			SLUDGE (TONS)		
	2015	2016	2017	2015	2016	2017	2015	2016	2017	2015	2016	2017
JAN	54.7	57.4	41.9	4.3	5.3	4.6	77471	63185	96265	68.6	74.3	72.4
FEB	52.3	55.0	36.2	3.2	8.4	2.7	84259	87505	60672	65.6	75.1	42.8
MAR	63.7	60.2		6.5	12.0		112427	81505		88.6	97.4	
APR	53.3	53.0		3.4	3.9		99843	53806		89.6	53.6	
MAY	59.1	56.7		2.7	4.9		104569	63751		22.6	48.0	
JUN	59.6	34.1		4.2	1.9		93574	44566		59.2	42.7	
JUL	54.9	40.6		2.8	3.9		76291	45027		71.6	52.7	
AUG	48.0	32.8		4.0	3.8		53667	42272		34.4	70.7	
SEP	37.0	25.7		2.0	1.7		34245	25297		50.4	32.3	
OCT	34.9	21.4		2.2	1.6		46605	25529		41.8	29.3	
NOV	37.7	24.3		3.0	2.2		82810	59910		38.2	26.6	
DEC	54.2	38.1		5.0	3.0		68079	59638		67.3	57.2	
TOTAL	609.4	499.4	78.1	43.2	52.4	7.3	933840	651991	156937	697.7	659.9	115.3

PLANT STATISTICS - IOWA HILL

MONTH	EFF FLOW (MG)			EFF PHOS (LBS)			INF SS (LBS)		
	2015	2016	2017	2015	2016	2017	2015	2016	2017
JAN	0.0	0.0	14.7	0.0	0.0	1.2	0	0	50613
FEB	0.0	0.0	13.8	0.0	0.0	1.1	0	0	58422
MAR	0.0	0.0		0.0	0.0		0	0	
APR	0.0	0.0		0.0	0.0		0	0	
MAY	0.0	0.0		0.0	0.0		0	0	
JUN	0.0	12.1		0.0	1.7		0	37521	
JUL	0.0	13.8		0.0	2.5		0	38722	
AUG	0.0	12.2		0.0	3.2		0	29745	
SEP	0.0	11.3		0.0	1.5		0	34198	
OCT	0.0	10.9		0.0	1.5		0	24497	
NOV	0.0	9.7		0.0	1.0		0	32047	
DEC	0.0	14.1		0.0	1.3		0	44909	
TOTAL	0.0	83.9	28.5	0.0	12.7	2.4	0	241639	109035

PLANT STATISTICS - TOTAL

MONTH	FLOW (MG)			EFF PHOS (LBS)			INF SS (LBS)			SLUDGE (TONS)		
	2015	2016	2017	2015	2016	2017	2015	2016	2017	2015	2016	2017
JAN	54.7	57.4	56.6	4.3	5.3	5.8	77471	63185	146878	68.6	74.3	72.4
FEB	52.3	55.0	50.0	3.2	8.4	3.8	84259	87505	119094	65.6	75.1	42.8
MAR	63.7	60.2	0.0	6.5	12.0	0.0	112427	81505	0	88.6	97.4	0.0
APR	53.3	53.0	0.0	3.4	3.9	0.0	99843	53806	0	89.6	53.6	0.0
MAY	59.1	56.7	0.0	2.7	4.9	0.0	104569	63751	0	22.6	48.0	0.0
JUN	59.6	46.2	0.0	4.2	3.6	0.0	93574	82087	0	59.2	42.7	0.0
JUL	54.9	54.4	0.0	2.8	6.4	0.0	76291	83749	0	71.6	52.7	0.0
AUG	48.0	45.0	0.0	4.0	7.0	0.0	53667	72017	0	34.4	70.7	0.0
SEP	37.0	37.0	0.0	2.0	3.2	0.0	34245	59495	0	50.4	32.3	0.0
OCT	34.9	32.2	0.0	2.2	3.1	0.0	46605	50026	0	41.8	29.3	0.0
NOV	37.7	34.0	0.0	3.0	3.1	0.0	82810	91957	0	38.2	26.6	0.0
DEC	54.2	52.2	0.0	5.0	4.3	0.0	68079	104547	0	67.3	57.2	0.0
TOTAL	609.4	583.4	106.6	43.2	65.1	9.6	933840	893630	265972	697.7	659.9	115.3

To: Andrew Carlberg – District Manager
From: Wally Esquibel – Collection Systems Foreman
Subject: Collection System Report for February 2017
Date: March 2, 2017

---

1. No backups reported for the month of February.
2. All projects are completed.
3. Continue to monitor all Lift Stations
4. Starting to outline summer projects for 2017, Leap Year line extension, Woodmoor line cleaning, CCTV
5. Fleet maintenance, Service line inspection and Locates are all up-to-date.

MANAGER REPORT

March 2017

1) **Leap Year Extension.** The Bids have been opened and I will have a recommendation at the meeting

2) **South Blue Expansion.** I will also have a recommendation for this contract award at the meeting.

3) **District Rules and Regulations Update.** I have been working on updating our RR's with policies that the Board has adopted over the years. I have the attorney doing a final legal analysis in preparation for the Board's review and approval.

4) **Personnel Policies Update.** These policies are also being updated. They will be reviewed by the Mountain States Employers Council then presented to the Board once completed.

5) **2018 Projects.** I am working on several projects for the 2018 construction season. They include sewer service to Alpine Brook and Valley of the Blue. Both of which have been identified as areas of failing septic systems.

6) **Farmer's Korner Filters.** This project is in final design and should be out to bid within the month of March.