Business Ink. E1601845LD

Upper Blue Sanitation District
Board of Directors Meeting
Thursday June 14, 2018 @ 5:30 PM

I. ROLL CALL:

Mr. Allyn Mosher called the meeting of the Upper Blue Sanitation District Board of Directors to order at 5:30 PM. Mr. Jason Hart, Mr. Allyn Mosher and Mr. Jeremy Fischer answered "present" at roll call.

Mr. Andrew Carlberg and Ms. Marjorie Covey attended as well.

II. MINUTES:

May 10, 2018 minutes: Mr. Fischer made a motion to approve the May 10, 2018 Board of Directors meeting minutes. Mr. Hart seconded the motion. The motion was passed unanimously by the Board.

III. PUBLIC HEARINGS:

-Resolution 8, Series 2018, Inclusion of Lot 116 in the Breckenridge Park Estates subdivision

Mr. Carlberg said that the property owner requested service and has submitted a petition for Inclusion of Lot 116 in the Breckenridge Park Estates subdivision. Mr. Carlberg said that the Notice of Public Hearing has been published in the newspaper and to date the District has not received any comments. Mr. Carlberg said he recommends that the Board approve Resolution 8, Series 2018 for the Inclusion of Lot 116 in the Breckenridge Park Estates subdivision.

Mr. Hart made a motion to approve Resolution 8, Series 2018 for the Inclusion of Lot 116 in the Breckenridge Park Estates subdivision. Mr. Fischer seconded the motion. The motion was passed unanimously by the Board.

IV. PUBLIC COMMENT: None

V. BILLS:

The Board discussed the bills during the work session.

Mr. Hart made a motion to approve the bills as presented. Mr. Fischer seconded the motion. The motion was passed unanimously by the Board.

VI. FINANCIAL REPORT:

-The Financial Report was reviewed and accepted by the Board of Directors.

VII. MONTHLY REPORTS:

A. Plant and Collection:

The Plant and Collection reports were discussed by the Board of Directors.

Business Ink. E1601845LD

Upper Blue Sanitation District
Board of Directors Meeting
Thursday June 14, 2018 @ 5:30 PM

B. Manager Report:

- Mr. Carlberg said that he has been working with the District's IT consultants to determine the District's level of protection for the computers at Iowa Hill and Farmers Korner. Currently the district has firewalls to all of the servers and are protected with Malwarebytes. At Iowa Hill the telemetry is backed up with a dual server on site. The administration server is backed up daily off site. Farmers Korner is backed up on site with a dual server. We conducted a complete security evaluation of telemetry and administration servers and have begun to consolidate the different functions. Mr. Carlberg said that he would keep the Board up to date.

-Mr. Carlberg said that the District is developing plans for providing sewer service in Tordal Estates in 2019.

-Mr. Carlberg said that he is continuing to work with the Breckenridge Distillery and they have significantly improved their process. The Distillery is to the point that they could resume full operation. Although, they will still have to pay additional PIF's.

VIII. OLD BUSINESS: None

IX. NEW BUSINESS:

C. Resolution 9, Series 2018 Concerning District Work on Private Property (French Creek)
The Board recently awarded a contract to Snowbridge for televising and possible repair/replacement of service lines in French Creek. This project is intended to resolve significant infiltration problems that could require the District to add capital facilities to remove metals. The removeal of sufficient metals would be a benefit to all residents of the District. Service lines are the responsibility of the homeowner but under these circumstances it is felt that the District move ahead with possible repairs. Mr. Carlberg said that he has been working with the District's attorney to develop a resolution which clearly outlines a basis that allows the District to perform repairs on private property. The property owner will also sign a release agreement.

Mr. Hart made a motion to approve Resolution 9, Series 2018 concerning District work on private property in French Creek. Mr. Fischer seconded the motion. The motion was passed unanimously by the Board.

D. Cucumber Creek Line Extension Agreement
Mr. Carlberg said that the Developer has submitted a complete line extension agreement. The plans have been reviewed and approved with the condition that the Developer apply to and receive site approval from Colorado Department of Health and Environment to expand the Cucumber Creek lift station. Mr. Carlberg recommended that the Board approve the Cucumber Creek line extension agreement.

Mr. Fischer made a motion to approve the Cucumber Creek line extension agreement. Mr. Hart seconded the motion. The motion was passed unanimously by the Board.

X. CORRESPONDENCE: None

Business Ink. E1601845LD

Upper Blue Sanitation District
Board of Directors Meeting
Thursday June 14, 2018 @ 5:30 PM

XI. ADJOURN:

Mr. Fischer made a motion to adjourn the meeting at 6:25 PM. Mr. Hart seconded the motion. The motion was passed unanimously by the Board.

Mr. Allyn Mosher, President

Mr. Jason Hart, Vice-President

Memorandum

To: Andy Carlberg

From: Marjorie Covey

Date: June 8, 2018

Re: Financial Update

-The District's Financial Records are in good order.

-We have not received all of the May 2018 bills. Therefore, the May 2018 Financial Statements are a preliminary draft for your review.

-The May 2018 accounts payable check register is included with the financial Statements.

-The District's 2017 annual audit will be conducted by Holscher, Mayberry & Company, LLC the week of June 25, 2018.

Marjorie

Upper Blue Sanitation District
Comparative Balance Sheet-UNAUDITED DRAFT
May 31, 2018 and May 31, 2017

	2018	2017	Increase (Decrease)
Current Assets:			
Petty Cash	$200	$200	-
Checking-Wells Fargo Bank	13,709,737	22,922,995	(9,213,258)
Cash-Centennial Bank Money Market	-		-
Colotrust Plus	12,057,983	-	12,057,983
ColoTrust Prime	3,701,988	3,660,108	41,880
Toal Cash and Equivalents	29,469,908	26,583,303	2,886,605
Investments			
FK Construction Retainage Escrow	-	-	-
Cert. of Deposit & Treasuries	-	-	-
Total Investments	-	-	-
Other Current Assets			
Receivables-Utility + Spec. Assessments	3,848	50,254	(46,406)
Developer/Contractor Escrow	206,179	195,452	10,727
Interest Receivable & Market Adjustments	-	-	-
Notes Receivable	184,451	272,334	(87,883)
Prepaid Expenses	94,156	91,189	2,967
Loan Issuance Costs (Net)	-	-	-
Total Other Assets	488,634	609,229	(120,595)
Total Current Assets:	29,958,542	27,192,532	2,766,010
Property Plant and Equipment:			
Land	721,070	721,070	-
Easements	98,254	98,254	-
Sewer Lines	14,927,659	14,927,659	-
Treatment Plants	78,321,204	78,321,204	-
Office Equipment	217,805	217,805	-
Other Machines & Equipment	545,163	545,163	-
Autos & Trucks	1,210,318	1,210,318	-
IH Administration Building	153,903	153,903	-
Upper Blue System Costs	6,464,925	6,464,925	-
Telemetry	429,229	429,229	-
Employee Housing	1,038,191	1,038,191	-
Total Property Plant and Equipment :	104,127,721	104,127,721	-
Less Accumulated Depreciation	(36,451,328)	(36,451,328)	-
Net Property Plant and Equipment :	67,676,393	67,676,393	-
Total Assets:	97,634,935	94,868,925	2,766,010

Liabilities

	2018	2017	Increase (Decrease)
Current Liabilities:			
Accounts Payable	15,067	68,666	(53,599)
Construction/Developer Escrow	206,179	195,452	10,727
Earned Employee Benefits	125,940	124,709	1,231
Unearned User Fees	477,088	465,564	11,524
Interest Payable	12,167	12,167	-
Loan Payable (Current Portion)	95,216	95,216	-
Retainage Payable-Construction in Progress	-	-	-
Retainage Payable-Blue River	-	-	-
Employee Housing Deposit Payable	1,750	1,750	-
Total Current Liabilities:	933,407	963,524	(30,117)
Long Term Liabilities:			
Loan Payable	1,364,801	1,364,801	-
Total Long Term Liabilities:	1,364,801	1,364,801	-
Total Liabilities	2,298,208	2,328,325	(30,117)
Net Assets			
Invested in Capital Assets, Net of Related Debt	66,204,211	60,752,339	5,451,872
Unrestricted Net Assets	17,132,516	21,788,261	(4,655,745)
Unrestricted Net Assets - Nutrient Reserve	12,000,000	10,000,000	2,000,000
Total Contributed Capital	95,336,727	92,540,600	2,796,127
Total Liabilities and Equity	97,634,935	94,868,925	2,766,010

Upper Blue Sanitation District
Monthly Financial Statement-UNAUDITED DRAFT
May 31, 2018

Operating Revenue	2018 May	2018 Year To Date	2018 Approved Budget	2018 Uncollected	2018 % Uncol/Col
Sewer User Fees	480,258	2,378,331	5,750,000	3,371,669	59
Tap Inspection Fees	900	3,900	10,000	6,100	61
Miscellaneous Revenue	17,305	17,523	10,000	(7,523)	(75)
Camper Dump Fees	325	525	9,000	8,475	94
Late Fees	724	4,778	15,000	10,222	68
Line Extension Fees	40,864	79,774	50,000	(29,774)	(60)
Rental Income	3,550	17,300	35,000	17,700	51
Total Operating Revenue	543,926	2,502,131	5,879,000	3,376,869	57
Miscellaneous Revenue					
Interest on Loan Payments	104	4,833	18,000	13,167	73
Plant Investment Fees	206,195	1,270,533	2,750,000	1,479,467	54
Inclusion Fees	20,639	67,273	100,000	32,727	33
Interest on Investments	26,255	85,257	35,000	(50,257)	(144)
Transfer from Reserve	0	0	0	0	0
Total Miscellaneous Revenue	253,193	1,427,896	2,903,000	1,461,937	50
Total Revenue	797,119	3,930,027	8,782,000	4,851,973	55.249

Administration Expense	2018 May	2018 Year to Date	2018 Approved Budget	2018 Available	2018 % Available
Payroll & Employee Benefits					
Salaries	85,304	438,140	1,280,000	841,860	66
Overtime	5,502	17,183	45,000	27,817	62
FICA-Admn	5,540	24,539	82,150	57,611	70
Medicare-Admin	1,296	6,533	19,213	12,680	66
401K Contributions	6,348	31,541	99,375	67,834	68
Worker's Compensation Insurance	2,155	8,778	27,000	18,222	67
Health Insurance	21,104	105,580	260,000	154,420	59
Total	127,249	632,294	1,812,738	1,180,444	65
Office Supplies	0	537	5,000	4,463	89
Telephone	0	4,035	22,000	17,965	82
Business Expenses	1,378	19,611	45,000	25,389	56
Bank Service Fees - Admin	0	1,212	2,000	788	39
Legal Counsel	6,961	25,766	65,000	39,234	60
Education	808	4,142	25,000	20,858	83
Audit & Accounting	0	0	10,000	10,000	100
Legal Publications	138	1,485	5,000	3,515	70
Board Members	500	2,500	6,000	3,500	58
Elections	0	0	8,000	8,000	0
Computer Expenses	0	9,160	40,000	30,840	77
Copy Machine & Supply	0	45	1,000	955	96
Postage & Meter Rent	0	3,444	12,000	8,556	71
Insurance - General	11,028	50,995	140,000	89,005	64
Insurance - Deductible	0	0	1,000	1,000	100
Engineering	0	15,461	85,000	69,539	82
Tools	0	452	2,500	2,048	82
Radios	0	0	0	0	0
Vehicle Expense	0	0	500	500	100
Dues & Memberships	0	1,788	7,000	5,212	74
Safety	520	3,777	5,000	1,223	24
Summit Water Quality	0	17,611	17,000	(611)	(4)
Building Maintenance	1,216	10,745	20,000	9,255	46
Employee Housing Maintenance	299	4,804	15,000	10,196	68
Employee Housing Utilities	0	1,840	4,000	2,160	54
Total Administration	150,097	811,704	2,355,738	1,544,034	66
Iowa Hill Plant Expenses					
Utilities					
Gas	1,787	10,164	26,000	15,836	61
Electric	12,059	71,643	220,000	148,357	67
Freight	927	7,079	20,000	12,921	65
Equipment Repairs	0	6,507	50,000	43,493	87
Chemicals	4,193	54,976	195,000	140,024	72
Supplies	461	2,891	10,000	7,109	71
Contracted Repairs	1,557	13,835	40,000	26,165	65
Laboratory Supplies	1,419	6,371	15,000	8,629	58
Biomonitoring	0	2,591	8,000	5,409	68
Discharge Permit	0	0	8,000	8,000	100
Site Monitoring	302	9,771	15,000	5,229	35
Total Iowa Hill	22,705	185,828	607,000	415,943	69

May Financial Statement Cont.

	2018 May	2018 Year to Date	2018 Approved Budget	2018 Available	2018 % Available
Farmers Korner Expenses					
Utilities					
Gas	0	26,184	60,000	33,816	56
Electric	23,712	155,982	400,000	244,018	61
Freight	156	4,722	30,000	25,278	84
Equipment Repairs	3,511	18,047	60,000	41,953	70
Chemicals	11,011	102,285	320,000	217,715	68
Supplies	369	4,063	10,000	5,937	59
Contracted Repairs	821	17,604	30,000	12,396	41
Dumpster Charges	1,095	5,475	14,000	8,525	61
Biomonitoring	0	14	7,000	6,986	100
Discharge Permit	57	57	15,000	14,943	100
Composting	6,843	51,909	110,000	58,091	53
Site Monitoring	1,247	18,296	23,000	4,704	20
Sludge Hauling Costs	4,275	29,925	70,000	40,075	57
State Health Fees	0	1,335	2,500	1,165	47
Total Farmers Korner	53,097	435,898	1,151,500	715,602	62
South Blue Expenses					
Utilities					
Gas	0	3,380	10,000	6,620	66
Electric	2,438	12,890	22,000	9,110	41
Equipment Repairs	0	504	2,500	1,996	80
Supplies	296	296	1,000	704	70
Contracted Repairs	0	717	5,000	4,283	86
Discharge Permit	0	0	3,000	3,000	100
Site Monitoring	261	1,203	8,000	6,797	85
Total South Blue	2,995	18,990	51,500	32,510	63
Collection Expenses					
Utilities	908	4,500	20,000	15,500	78
Vehicle Expense	1,690	16,560	35,000	18,440	53
Line Cleaner Expenses	1,793	1,793	10,000	8,207	82
Manhole Repairs/Line Repairs	5,530	24,626	120,000	95,374	79
Equipment Repairs	0	4,655	9,000	4,345	48
CCTV Expense	0	0	5,000	5,000	100
Total Collection	9,921	52,134	199,000	146,866	74
Total Operating Expenditures	235,820	1,485,564	4,313,238	2,822,445	270
Net Cash from Operations	308,106	1,016,567	1,565,763	554,425	
Replacement Capital					
Administration	0	0	55,000	55,000	100
Plant:					
IH	0	0	240,000	240,000	100
FK	42,400	43,713	325,000	281,287	87
South Blue	0	0	70,000	70,000	100
Collection					
Misc.	4,180	5,180	1,050,000	1,044,820	100
Vehicle	0	42,126	45,000	2,874	6
Total Replacement Capital	46,580	91,019	1,785,000	1,693,981	95
Non Operating Expenses					
Bond Principal	0	48,323	97,130	48,807	50
Bond Interest	0	13,648	26,813	13,165	49
Total Non Operating	0	61,971	123,942	61,971	50

May Financial Statement Cont.

	2018 May	2018 Year to Date	2018 Approved Budget	2018 Available	2018 % Available
Capital Outlay					
Plant:					
IH	0	0	100,000	100,000	100
FK	0	0	75,000	75,000	100
South Blue	0	1,393	10,000	8,607	86
Collection	3,625	28,932	3,100,000	3,071,068	99
Administration		0	10,000	10,000	100
Total Capital Outlay	3,625	30,325	3,295,000	3,264,675	99
Total Expenses	289,020	1,687,869	9,568,680	7,880,811	82
Total Revenue - Total Expenses	508,099	2,242,158	(786,680)		

Upper Blue Sanitation District
Comparative Financial Statement-UNAUDITED DRAFT
May 31, 2018 vs. May 31, 2017

Operating Revenue	2018 May	2017 May	2018 Year To Date	2017 Year to Date	Increase (Decrease)
Sewer User Fees	480,258	466,946	2,378,331	2,336,995	41,336
Tap Inspection Fees	900	5,105	3,900	8,605	(4,705)
Miscellaneous Revenue	17,305	0	17,523	0	17,523
Camper Dump Fees	325	487	525	903	(378)
Late Fees	724	9,511	4,778	16,167	(11,389)
Line Extension Fees	40,864	22,319	79,774	37,153	42,621
Rental Income	3,550	2,550	17,300	15,550	1,750
Total Operating Revenue	543,926	506,918	2,502,131	2,415,373	86,758
Miscellaneous Revenue					
Interest on Loan Payments	104	283	4,833	7,080	(2,247)
Plant Investment Fees	206,195	612,099	1,270,533	1,660,914	(390,381)
Inclusion Fees	20,639	19,019	67,273	76,479	(9,206)
Interest on Investments	26,255	2,210	85,257	9,165	76,092
Transfer from Reserve	0	0	0	0	0
Total Miscellaneous Reven	253,193	633,611	1,427,896	1,753,638	(323,495)
Total Revenue	797,119	1,140,529	3,930,027	4,169,011	(238,984)

May Comparative Statement Cont.

Administration Expense	2018 May	2017 May	2018 Year to Date	2017 Year to Date	Increase (Decrease)
Payroll & Employee Benefits					
Salaries	85,304	88,936	438,140	452,080	(13,940)
Overtime	5,502	4,116	17,183	11,443	5,740
FICA-Admn	5,540	5,761	24,539	28,696	(4,157)
Medicare-Admin	1,296	1,347	6,533	6,711	(178)
401K Contributions	6,348	6,512	31,541	31,998	(457)
Worker's Compensation Insu	2,155	2,219	8,778	9,395	(617)
Health Insurance	21,104	20,995	105,580	105,114	466
Total	127,249	129,886	632,294	645,437	(13,143)
Office Supplies	0	1,309	537	2,756	(2,219)
Telephone	0	863	4,035	6,218	(2,183)
Business Expenses	1,378	2,954	19,611	24,811	(5,200)
Bank Service Fees - Admin	0	0	1,212	0	1,212
Legal Counsel	6,961	4,550	25,766	21,250	4,516
Education	808	4,006	4,142	8,856	(4,714)
Audit & Accounting	0	0	0	0	0
Legal Publications	138	695	1,485	1,924	(439)
Board Members	500	500	2,500	2,500	0
Elections	0	0	0	0	0
Computer Expenses	0	1,585	9,160	7,312	1,848
Copy Machine & Supply	0	0	45	0	45
Postage & Meter Rent	0	601	3,444	5,231	(1,787)
Insurance - General	11,028	10,808	50,995	54,584	(3,589)
Insurance - Deductible	0	0	0	0	0
Engineering	0	25	15,461	7,708	
Tools	0	4	452	127	325
Radios	0	0	0	0	0
Vehicle Expense	0	0	0	0	0
Dues & Memberships	0	0	1,788	1,666	122
Safety	520	4,507	3,777	5,201	(1,424)
Summit Water Quality	0	0	17,611	16,111	1,500
Building Maintenance	1,216	3,012	10,745	10,534	211
Employee Housing Maintena	299	3,828	4,804	5,281	(477)
Employee Housing Utilities	0	21	1,840	1,261	579
Total Administration	150,097	169,154	811,704	828,768	(24,817)
Iowa Hill Plant Expenses					
Utilities					
Gas	1,787	1,964	10,164	13,169	(3,005)
Electric	12,059	15,090	71,643	76,368	(4,725)
Freight	927	1,613	7,079	9,423	(2,344)
Equipment Repairs	0	7,997	6,507	25,637	(19,130)
Chemicals	4,193	15,723	54,976	87,234	(32,258)
Contracted Repairs	461	1,084	2,891	15,213	(12,322)
Laboratory Supplies	1,557	3,055	13,835	9,742	4,093
Biomonitoring	1,419	0	6,371	2,558	3,813
Discharge Permit	0	0	2,591	0	2,591
Supplies	0	785	0	7,899	(7,899)
Site Monitoring	302	2,666	9,771	6,364	3,407
Total Iowa Hill	22,705	49,977	185,828	253,607	(63,287)

May Comparative Statement Cont.

	2018 May	2017 May	2018 Year to Date	2017 Year to Date	Increase (Decrease)
Farmers Korner					
Utilities					
Gas	0	2,727	26,184	29,295	(3,111)
Electric	23,712	21,381	155,982	161,251	(5,269)
Freight	156	870	4,722	15,042	(10,320)
Equipment Repairs	3,511	6,436	18,047	36,868	(18,821)
Chemicals	11,011	5,134	102,285	65,760	36,525
Supplies	369	266	4,063	646	3,417
Contracted Repairs	821	997	17,604	18,014	(410)
Dumpster Charges	1,095	1,095	5,475	5,265	210
Biomonitoring	0	9	14	1,517	(1,503)
Discharge Permit	57	0	57	0	57
Composting	6,843	6,790	51,909	49,100	2,809
Site Monitoring	1,247	3,555	18,296	6,911	11,385
Sludge Hauling Costs	4,275	4,275	29,925	26,775	3,150
State Health Fees	0	57	1,335	57	1,278
Total Farmers Korner	53,097	53,592	435,898	416,501	19,397
South Blue Expenses					
Utilities					
Gas	0	355	3,380	2,634	746
Electric	2,438	1,324	12,890	6,650	6,240
Equipment Repairs	0	0	504	0	504
Contracted Repairs	296	0	296	1,119	(823)
Supplies	0	0	717	0	717
Discharge Permit	0	0	0	0	-
Site Monitoring	261	1,134	1,203	3,276	(2,073)
Total South Blue	2,995	2,813	18,990	13,679	5,311
Collection Expenses					
Utilities	908	979	4,500	5,716	(1,216)
Vehicle Expense	1,690	5,740	16,560	15,888	672
Line Cleaner Expenses	1,793	45	1,793	45	1,748
Manhole Repairs/Line Repai	5,530	16,482	24,626	48,978	(24,352)
Equipment Repairs	0	879	4,655	7,750	(3,095)
CCTV Expense	0	573	0	573	(573)
Total Collection	9,921	24,698	52,134	78,950	(26,816)
Total Operating Expenditu	235,820	297,421	1,485,564	1,577,826	(92,262)
Net Cash from Operations	308,106	209,497	1,016,567	837,547	179,020
Replacement Capital					
Administration	0	0	0	0	-
Plant					
IH	0	0	0	4,220	(4,220)
FK	42,400	10,674	43,713	90,465	(46,752)
Upper Blue	0	0	0	24,037	(24,037)
Collection		0			0
Misc	4,180	2,875	5,180	18,071	(12,891)
Vehicle	0	0	42,126	36,649	5,477
Total Replacement Capital	46,580	13,549	91,019	173,442	(82,423)
Non Operating Expenses					
CWRPDA Loan Principal	0	0	48,323	47,371	952
Loan Interest	0	0	13,648	14,600	(952)
Total Non Operating	0	0	61,971	61,971	-

May Comparative Statement Cont.

	2018 May	2017 May	2018 Year to Date	2017 Year to Date	Increase (Decrease)
Capital Outlay					
Plant-IH-CO	0	0	0	0	0
Plant-FK-CO	0	0	0	10,600	(10,600)
Plant-South Blue-CO	0	41,368	1,393	49,453	(48,060)
Collection	3,625	750	28,932	6,125	22,807
Administration		0	0	0	0
Total Capital Outlay	3,625	42,118	30,325	66,178	(35,853)
Total Expenses	289,020	355,901	1,687,869	1,893,096	(205,227)
Revenue Less Expenses	508,099	784,628	2,242,158	2,275,915	(33,757)

CAPITAL 2018	Current Month	Year To Date	Budget
FARMERS KORNER - REPLACEMENT			
10-85-8524			
Miscellaneous Equipment Replace/Repair	$0.00	$0.00	$60,000.00
Filter Rehabilitation	$0.00	$1,312.50	
Preliminary Treatment Room Headworks	$42,400.00	$42,400.00	
Locker Room Update	$0.00	$0.00	$100,000.00
Centrifuge Gear Box	$0.00	$0.00	$75,000.00
Computer Replacement	$0.00	$0.00	$15,000.00
Replace Course Bubble Diffusers	$0.00	$0.00	$75,000.00
TOTAL	$42,400.00	$43,712.50	$325,000.00
FARMERS KORNER - NEW			
10-95-9540			
Miscellaneous Equipment Replace/Repair	$0.00	$0.00	$50,000.00
South Plant WAS Meter	$0.00	$0.00	$25,000.00
TOTAL	$0.00	$0.00	$75,000.00
IOWA HILL - REPLACEMENT			
10-85-8522			
Miscellaneous Equipment Replace/Repair	$0.00	$0.00	$75,000.00
Computer Replacement	$0.00	$0.00	$15,000.00
Lighting	$0.00	$0.00	$75,000.00
Non Potable Water Line Replacement	$0.00	$0.00	$75,000.00
TOTAL	$0.00	$0.00	$240,000.00
IOWA HILL - NEW			
10-95-9510			
Miscellaneous Equipment Replace/Repair	$0.00	$0.00	$50,000.00
Nutrient/Metals Remover	$0.00	$0.00	$50,000.00
TOTAL	$0.00	$0.00	$100,000.00
SOUTH BLUE - REPLACEMENT			
10-85-8526			
Miscellaneous Equipment Replace/Repair	$0.00	$0.00	$50,000.00
Potable Water Well	$0.00	$0.00	$20,000.00
TOTAL	$0.00	$0.00	$70,000.00
SOUTH BLUE - NEW			
10-95-9590			
Miscellaneous Equipment Replace/Repair	$0.00	$1,392.50	$10,000.00
TOTAL	$0.00	$1,392.50	$10,000.00
COLLECTION - REPLACEMENT			
10-85-8530			
Manholes/Liftstations/Line Repairs	$0.00	$0.00	$350,000.00
Main Line Cleaning/Video/Repair	$4,180.00	$5,180.00	
Hwy 9 in Blue River			$350,000.00
French Creek			$350,000.00
TOTAL	$4,180.00	$5,180.00	$1,050,000.00
COLLECTION - NEW			
10-95-9520			
Miscellaneous Line Extension	$0.00	$0.00	$3,100,000.00
Valley of the Blue	$3,625.00	$28,932.00	
TOTAL	$3,625.00	$28,932.00	$3,100,000.00

CAPITAL 2016 (Page 2)	Current Month	Year To Date	Budget
VEHICLE - RC			
10-85-8550			
Vehicle Replacement	$0.00	$42,126.20	$45,000.00
TOTAL	$0.00	$42,126.20	$45,000.00
ADMINISTRATION - REPLACEMENT			
10-85-8510			
Miscellaneous	$0.00	$0.00	$35,000.00
Computer Replacement	$0.00	$0.00	$20,000.00
TOTAL	$0.00	$0.00	$55,000.00
ADMINISTRATION - NEW			
10-95-9580			
Miscellaneous	$0.00	$0.00	$10,000.00
TOTAL	$0.00	$0.00	$10,000.00
GRAND TOTALS	**$50,205.00**	**$121,343.20**	**$5,080,000.00**

DATE: June 6, 2018

TO: Andrew Carlberg, District Manager

FROM: Earl Picard, Chief Plant Operator

SUBJECT: Treatment plant operations for May 2018.

1. Total influent flow for the Upper Blue Treatment Facilities was 54.3 million gallons for the month of May. The flow for the previous May was 54.5 million gallons. This is a 0.2 million gallon decrease (0.4%).

2. Solids loading at Farmer's Korner was 45,502 lbs. Solids loading at Iowa Hill was 26,709 lbs. Total solids loading at both facilities was 72,211 lbs. This was an increase of 913 lbs. from the previous May, which was 71,298 lbs.

3. We are discharging high quality effluent that meets all discharge permit requirements. The phosphorus discharge concentration for May at Farmers Korner was 0.010 mg/l (ppm) and 0.008 mg/l (ppm) at Iowa Hill.

Earl

cc: file

PLANT STATISTICS - FARMERS KORNER

MONTH	FLOW (MG)			EFF PHOS (LBS)			INF SS (LBS)			SLUDGE (TONS)		
	2016	2017	2018	2016	2017	2018	2016	2017	2018	2016	2017	2018
JAN	57.4	41.9	42.3	5.3	4.6	4.7	63185	96265	69954	74.3	72.4	71.1
FEB	55.0	36.9	37.8	8.4	2.7	4.5	87505	60672	183047	75.1	42.8	67.3
MAR	60.2	47.8	42.5	12.0	6.8	4.3	81505	50206	42262	97.4	74.7	62.8
APR	53.0	43.9	43.2	3.9	3.7	2.8	53806	104272	39250	53.6	68.5	49.2
MAY	56.7	40.6	43.6	4.9	3.8	3.7	63751	33208	45502	48.0	34.7	39.4
JUN	34.1	38.0		1.9	3.7		44566	106545		42.7	25.2	
JUL	40.6	37.3		3.9	6.0		45027	73181		52.7	43.6	
AUG	32.8	32.6		3.8	5.8		42272	86224		70.7	39.7	
SEP	25.7	25.2		1.7	2.5		25297	27536		32.3	62.2	
OCT	21.4	31.1		1.6	4.1		25529	73629		29.3	31.1	
NOV	24.3	24.3		2.2	4.2		59910	44193		26.6	29.3	
DEC	38.1	39.2		3.0	3.0		59638	55556		57.2	33.4	
TOTAL	499.4	438.7	209.4	52.4	50.8	20.0	651991	811487	380015	659.9	557.6	289.8

PLANT STATISTICS - IOWA HILL

MONTH	EFF FLOW (MG)			EFF PHOS (LBS)			INF SS (LBS)		
	2016	2017	2018	2016	2017	2018	2016	2017	2018
JAN	0.0	14.7	15.6	0.0	1.2	1.3	0	50613	62023
FEB	0.0	13.8	12.8	0.0	1.1	1.2	0	58422	45562
MAR	0.0	16.2	15.4	0.0	1.8	1.9	0	60200	51879
APR	0.0	13.6	10.8	0.0	1.3	1.0	0	45315	36363
MAY	0.0	13.9	10.7	0.0	1.1	0.7	0	38090	26709
JUN	12.1	13.9		1.7	1.7		37521	38163	
JUL	13.8	14.3		2.5	1.8		38722	51856	
AUG	12.2	11.7		3.2	1.2		29745	45532	
SEP	11.3	10.5		1.5	0.9		34198	35846	
OCT	10.9	4.5		1.5	0.5		24497	11149	
NOV	9.7	9.6		1.0	0.8		32047	31770	
DEC	14.1	13.0		1.3	0.6		44909	46564	
TOTAL	83.9	149.6	65.2	12.7	13.9	6.1	241639	513520	222536

PLANT STATISTICS - TOTAL

MONTH	FLOW (MG)			EFF PHOS (LBS)			INF SS (LBS)			SLUDGE (TONS)		
	2016	2017	2018	2016	2017	2018	2016	2017	2018	2016	2017	2018
JAN	57.4	56.6	57.8	5.3	5.8	6.0	63185	146878	131977	74.3	72.4	71.1
FEB	55.0	50.7	50.6	8.4	3.8	5.7	87505	119094	228609	75.1	42.8	67.3
MAR	60.2	63.9	57.9	12.0	8.7	6.3	81505	110406	94141	97.4	74.7	62.8
APR	53.0	57.5	54.0	3.9	5.0	3.8	53806	149587	75613	53.6	68.5	49.2
MAY	56.7	54.5	54.3	4.9	4.9	4.4	63751	71298	72211	48.0	34.7	39.4
JUN	46.2	51.9	0.0	3.6	5.4	0.0	82087	144708	0	42.7	25.2	0.0
JUL	54.4	51.6	0.0	6.4	7.8	0.0	83749	125037	0	52.7	43.6	0.0
AUG	45.0	44.3	0.0	7.0	7.0	0.0	72017	131756	0	70.7	39.7	0.0
SEP	37.0	35.7	0.0	3.2	3.3	0.0	59495	63382	0	32.3	62.2	0.0
OCT	32.2	35.6	0.0	3.1	4.6	0.0	50026	84778	0	29.3	31.1	0.0
NOV	34.0	33.9	0.0	3.1	5.0	0.0	91957	75963	0	26.6	29.3	0.0
DEC	52.2	52.2	0.0	4.3	3.6	0.0	104547	102120	0	57.2	33.4	0.0
TOTAL	583.4	588.3	274.6	65.1	64.8	26.1	893630	1325007	602551	659.9	557.6	289.8

FACILITY FLOW

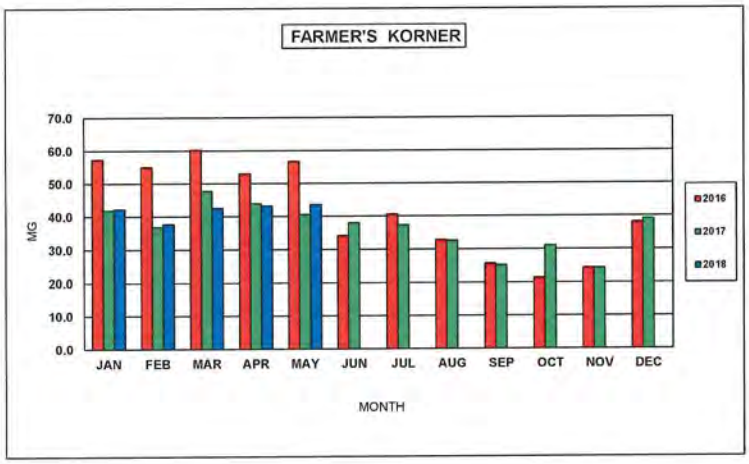

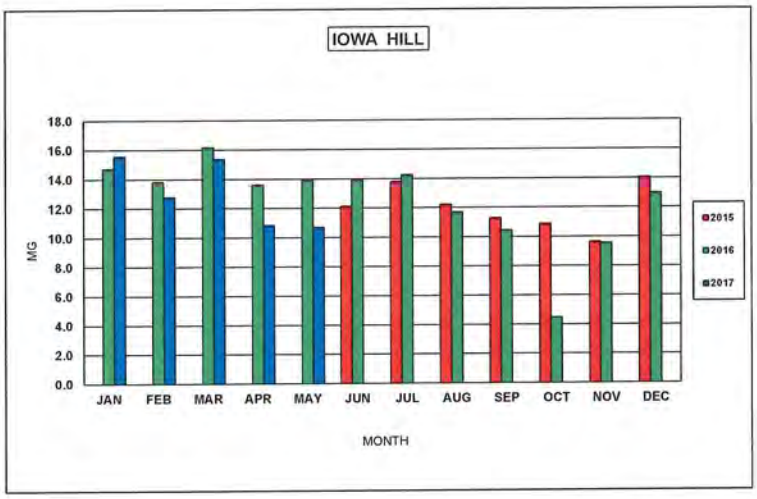

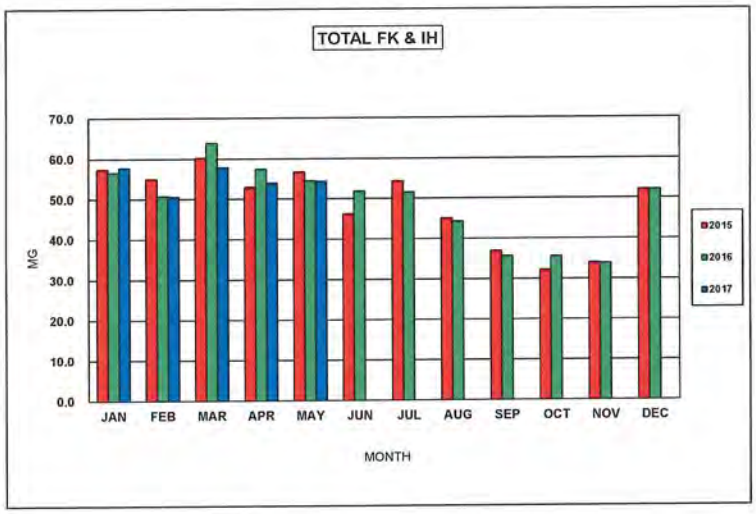

To: Andrew Carlberg – District Manager
From: Wally Esquibel – Collection Systems Foreman
Subject: Collection System Report for April 2018
Date: June 7, 2018

---

1. No backups reported for the month of May 2018
2. District personnel are busy line cleaning and CCTV'ing to date.
    - 5.6 miles have been cleaned and CCTV'ed
3. District projects have not yet started - anticipating the middle of June for Snowbridge to start in Blue River on line cleaning and CCTV'ing along Hwy 9.
4. 315 locates were reviewed.
5. Locates and service line inspections are up-to-date.

MANGER REPORT

June 2018

1) As you are aware we have been working with our IT consultants to determine our level of protection for our computers, both at Iowa Hill and Farmers Korner. Currently we have firewalls to all of our servers and are protected with Malwarebytes.
   The process has been complicated due to the three service providers we currently using safe but different protections at the different facilities. We now have begun to consolidate the different functions. Such as computer/server safety and SCADA safety. This will simplify our understanding. I will keep the Board up to date.

2) Developing plans for service to Tordal Estates in 2019
3) Continuing to work with the Distillery. They have significantly improved their process to the point that they could resume full operation. They will still have to pay additional PIFs but that will be determined within a week or so.