Business Ink. E1601845LD

Upper Blue Sanitation District
Board of Directors Meeting
Thursday December 14, 2017 @ 5:30 PM

I. ROLL CALL:

Mr. Barrie Stimson called the meeting of the Upper Blue Sanitation District Board of Directors to order at 5:30 PM. Mr. Jason Hart, Mr. Allyn Mosher, Mr. Jeremy Fischer, Mrs. Patricia Theobald and Mr. Barrie Stimson answered "present" at roll call.

Mr. Andrew Carlberg and Ms. Marjorie Covey attended as well.

II. MINUTES:

November 9, 2017 minutes: Mr. Mosher made a motion to approve the November 9, 2017 Board of Directors meeting minutes as amended. Mr. Fischer seconded the motion. The motion was passed unanimously by the Board.

III. PUBLIC HEARINGS:

2018 Budget Hearing
Mr. Carlberg stated that the 2018 Budget has been reviewed by the Board on three occasions and the Board's comments have been incorporated into the 2018 Budget. The 2018 Draft Budget notice has been published in the District's October Newsletter, three times in the newspaper and the entire 2018 Draft Budget and Master Plan is on the District's website. The District has not received any comments from the public.

The Board decided during previous budget discussions not to increase the District's service fees or Plant Investment Fees (PIF) in 2018. The service fee will remain at $26.00/sfe/month and the Plant Investment Fee will remain at $11,584.00 per sfe.

Mr. Carlberg explained the four Resolutions to be approved by the Board.

-Resolution 12, Series 2017, Establish the District as an Enterprise
Mr. Hart made a motion to approve Resolution 12, Series 2017 regarding Tabor for Amendment 1 purposes, acknowledging that the District meets the definition of an enterprise. Mr. Mosher seconded the motion. The motion was passed unanimously by the Board.

-Resolution 13, Series 2017, Establishing Mill Levy for 2017
Mrs. Theobald made a motion to approve Resolution 13, Series 2017 regarding establishing the Mill Levy for the 2018 budget at zero. Mr. Fischer seconded the motion. The motion was passed unanimously by the Board.

-Resolution 14, Series 2017, Approval of 2018 Budget:
Mr. Mosher made a motion to approve Resolution 14, Series 2017 regarding approval of the Upper Blue Sanitation District 2018 budget for revenues in the amount of $9,568,679.88 and expenditures in the amount of $9,568,679.88, which includes a transfer from reserves in the amount of $786,679.88. Mr. Hart seconded the motion. The motion was passed unanimously by the Board.

-Resolution 15 Series 2017, Appropriation of Funds:
Mr. Fischer made a motion to approve Resolution 15, Series 2017 regarding the approval of the Appropriation of Funds for the Upper Blue Sanitation District 2018 Budget. Mr. Hart seconded the motion. The motion was passed unanimously by the Board.

IV. PUBLIC COMMENT: None

Business Ink. E1601845LD

Upper Blue Sanitation District
Board of Directors Meeting
Thursday December 14, 2017 @ 5:30 PM

V. BILLS:

The bills were reviewed and discussed during the work session by the Board of Directors.

Mr. Mosher made a motion to approve the bills as presented. Mr. Hart seconded the motion. The motion was passed unanimously by the Board.

VI. FINANCIAL REPORT:

-The Financial Report was reviewed and accepted by the Board of Directors.

VII. MONTHLY REPORTS:

A. Plant and Collection:

The Plant and Collection reports were discussed by the Board of Directors during the work session.

B. Manager Report:

-Iowa Hill Draft Permit
Mr. Carlberg has been working with the Health Department on limits for arsenic and metals. The Board discussed the permit requirements during the work session.

-Banking and Investments
Mr. Carlberg told the Board that we recently met with Wells Fargo about the District's banking. Wells Fargo presented some new products and if they meet government investment requirements then we should consider those investment options.

-January Board Meeting
The Board discussed and decided to move the January 11, 2018 Board meeting from 5:30 PM to noon.

VIII. OLD BUSINESS: None

IX. NEW BUSINESS:

C. Stan Miller, Inc. Pay Request #6 – Leap Year/Mount View Line Extension
Mr. Carlberg said that Stan Miller, Inc. has submitted pay request #6 for release of retainage on the Leap Year/Mountain View sewer line extension project in the amount of $104,810.43. Mr. Carlberg recommended that the Board approve Stan Miller, Inc. pay request #6 and that he has advertised in the Summit Journal for the Stan Miller, Inc. release of retainage on January 9, 2018.

Mr. Hart made a motion to approve Stan Miller, Inc. pay request #6 in the amount of $104,810.43. Mrs. Theobald seconded the motion. The motion was passed unanimously by the Board.

Upper Blue Sanitation District
Board of Directors Meeting
Thursday December 14, 2017 @ 5:30 PM

D. Pay Request #6 Integrated Water Services – South Blue Plant Leach Field Project
Mr. Carlberg said that Integrated Water Services has submitted pay request #6 for the South Blue plant leach field project in the amount of $81,234.50 and release of retainage in the amount of $76,910.83. Mr. Carlberg said he recommended that the Board approve Integrated Water pay request #6 and release of retainage. Mr. Carlberg said that he has advertised in the Summit Journal for Integrated Water Services release of retainage on January 9, 2018.

Mr. Mosher made a motion to approve Integrated Water Services pay request #6 in the amount of $81,234.50 and release of retainage in the amount of $76,910.83. Mr. Hart seconded the motion. The motion was passed unanimously by the Board.

E. Collection of Past Due Accounts Proposed Change
The Board discussed the proposed change in the District's past due policy to remove the $100.00 lien penalty.

Mrs. Theobald made a motion to remove the $100.00 penalty from the District's past due policy. Mr. Hart seconded the motion. The motion was passed unanimously by the Board.

E. Pay Request #2 Industrial Pipe Solutions – Televising/Cleaning/Repair Sewer Mainline
Mr. Carlberg said that Industrial Pipe Solutions has submitted pay request #2 for televising, cleaning and repair of 30,000 feet of sewer mainline in the amount of $29,346.26. Mr. Carlberg recommended that the Board approve Industrial Pipe Solutions pay request #2.

Mr. Fischer made a motion to approve Industrial Pipe Solutions pay request #2 in the amount of $29,346.26. Mr. Hart seconded the motion. The motion was passed unanimously by the Board.

F. Moltz Construction Pay Request #5 – Farmers Korner Filter Replacement
Mr. Carlberg said that Moltz Construction has submitted pay request #5 for the Farmers Korner filter replacement project in the amount of $187,634.50. Mr. Carlberg said that the project is going well and he recommended that the Board approve Moltz Construction pay request #5.

Mrs. Theobald made a motion to approve Moltz Construction pay request #5 in the amount of $187,634.50. Mr. Hart seconded the motion. The motion was passed unanimously by the Board.

G. Pay Request #3 Industrial Pipe Solutions – Televising/Cleaning/Repair Sewer Mainline
Mr. Carlberg said that Industrial Pipe Solutions has submitted pay request #3 for televising, cleaning and repair of 30,000 feet of sewer mainline in the amount of $10,800.00. Mr. Carlberg said that the project has been completed and he recommended that the Board approve Industrial Pipe Solutions pay request #3.

Mr. Fischer made a motion to approve Industrial Pipe Solutions pay request #3 in the amount of $10,800.00. Mr. Mosher seconded the motion. The motion was passed unanimously by the Board.

Upper Blue Sanitation District
Board of Directors Meeting
Thursday December 14, 2017 @ 5:30 PM

H. Employee Bonus
The Board discussed giving the District employees a yearend bonus for a job well done in 2017.

Mr. Hart made a motion for all District employees to receive a bonus equal to one week's pay for a job well done in 2017. Mrs. Theobald seconded the motion. The motion was passed unanimously by the Board.

X. CORRESPONDENCE:

The Board discussed the Summit School District request for partial release from Plant Investment Fees during the work session.

XI. ADJOURN:

Mr. Hart made a motion to adjourn the meeting at 6:03 PM. Mr. Mosher seconded the motion. The motion was passed unanimously by the Board.

Mrs. Patricia Theobald, Vice-President

Mr. Allyn Mosher, Secretary

Memorandum

To: Andy Carlberg

From: Marjorie Covey

Date: December 8, 2017

Re: Financial Update

-The District's Financial Records are in good order.

-We have not received all of the November 2017 bills. Therefore, the November 2017 Financial Statements are a preliminary draft for your review.

-The November 2017 accounts payable check register is included with the financial Statements.

Marjorie

Upper Blue Sanitation District
Comparative Balance Sheet-UNAUDITED DRAFT
November 30, 2017 and November 30, 2016

	2017	2016	Increase (Decrease)
Current Assets:			
Petty Cash	$200	$200	-
Checking-Wells Fargo Bank	22,391,501	21,179,892	1,211,609
Cash-Centennial Bank Money Market	-		-
Colotrust Plus	2,002,252	-	2,002,252
ColoTrust Prime	3,676,551	3,650,433	26,118
Toal Cash and Equivalents	28,070,504	24,830,525	3,239,979
Investments			
FK Construction Retainage Escrow	-	-	-
Cert. of Deposit & Treasuries	-	-	-
Total Investments	-	-	-
Other Current Assets			
Receivables-Utility + Spec. Assessments	15,430	15,687	(257)
Developer/Contractor Escrow	206,179	181,236	24,943
Interest Receivable & Market Adjustments	-	-	-
Notes Receivable	225,504	309,234	(83,730)
Prepaid Expenses	13,027	12,194	833
Loan Issuance Costs (Net)	-	-	-
Total Other Assets	460,140	518,351	(58,211)
Total Current Assets:	28,530,644	25,348,876	3,181,768
Property Plant and Equipment:			
Land	721,070	721,070	-
Easements	98,254	98,254	-
Sewer Lines	14,927,659	14,010,758	916,901
Treatment Plants	78,321,204	77,732,030	589,174
Office Equipment	217,805	210,830	6,975
Other Machines & Equipment	545,163	530,064	15,099
Autos & Trucks	1,210,318	1,206,452	3,866
IH Administration Building	153,903	138,162	15,741
Upper Blue System Costs	6,464,925	6,324,338	140,587
Telemetry	429,229	316,466	112,763
Employee Housing	1,038,191	1,038,191	-
Total Property Plant and Equipment :	104,127,721	102,326,615	1,801,106
Less Accumulated Depreciation	(36,451,328)	(34,069,052)	(2,382,276)
Net Property Plant and Equipment :	67,676,393	68,257,563	(581,170)
Total Assets:	96,207,037	93,606,439	2,600,598

Liabilities

	2017	2016	Increase (Decrease)
Current Liabilities:			
Accounts Payable	313,554	308,072	5,482
Construction/Developer Escrow	206,179	181,236	24,943
Earned Employee Benefits	124,709	116,677	8,032
Unearned User Fees	479,559	458,226	21,333
Interest Payable	12,167	118,789	(106,622)
Loan Payable (Current Portion)	95,216	93,340	1,876
Retainage Payable-Construction in Progress	-	-	-
Retainage Payable-Blue River	-	-	-
Employee Housing Deposit Payable	1,750	1,750	-
Total Current Liabilities:	1,233,134	1,278,090	(44,956)
Long Term Liabilities:			
Loan Payable	1,364,801	1,460,017	(95,216)
Total Long Term Liabilities:	1,364,801	1,460,017	(95,216)
Total Liabilities	2,597,935	2,738,107	(140,172)
Net Assets			
Invested in Capital Assets, Net of Related Debt	66,204,211	60,752,339	5,451,872
Unrestricted Net Assets	15,404,891	20,115,993	(4,711,102)
Unrestricted Net Assets - Nutrient Reserve	12,000,000	10,000,000	2,000,000
Total Contributed Capital	93,609,102	90,868,332	2,740,770
Total Liabilities and Equity	96,207,037	93,606,439	2,600,598

Upper Blue Sanitation District
Monthly Financial Statement-UNAUDITED DRAFT
November 30, 2017

Operating Revenue	2017 November	2017 Year To Date	2017 Approved Budget	2017 Uncollected	2017 % Uncol/Col
Sewer User Fees	471,918	5,158,021	5,553,175	395,154	7
Tap Inspection Fees	300	15,805	7,000	(8,805)	(126)
Miscellaneous Revenue	0	4,600	15,000	10,400	69
Camper Dump Fees	0	10,489	8,000	(2,489)	(31)
Late Fees	397	21,652	20,000	(1,652)	(8)
Line Extension Fees	0	140,199	75,000	(65,199)	(87)
Rental Income	3,200	32,750	35,000	2,250	6
Total Operating Revenue	475,815	5,383,516	5,713,175	329,659	6
Miscellaneous Revenue					
Interest on Loan Payments	154	14,192	18,000	3,808	21
Plant Investment Fees	52,470	4,797,160	2,500,000	(2,297,160)	(92)
Inclusion Fees	0	161,294	100,000	(61,294)	(61)
Interest on Investments	5,176	28,547	18,000	(10,547)	(59)
Transfer from Reserve	0	0	0	0	0
Total Miscellaneous Revenue	57,800	5,001,193	2,636,000	(2,369,001)	(90)
Total Revenue	533,615	10,384,709	8,349,175	(2,035,534)	(24.380)

Administration Expense	2017 November	2017 Year to Date	2017 Approved Budget	2017 Available	2017 % Available
Payroll & Employee Benefits					
Salaries	89,542	997,655	1,250,000	252,345	20
Overtime	4,024	38,702	45,000	6,298	14
FICA-Admn	4,893	61,746	80,290	18,544	23
Medicare-Admin	1,348	14,923	18,778	3,855	21
401K Contributions	6,177	69,754	93,750	23,996	26
Worker's Compensation Insurance	2,219	25,416	25,000	(416)	(2)
Health Insurance	21,116	225,252	267,552	42,300	16
Total	129,319	1,433,448	1,780,370	346,922	19
Office Supplies	215	3,676	5,000	1,324	26
Telephone	810	15,393	25,000	9,607	38
Business Expenses	1,238	41,758	45,000	3,242	7
Bank Service Fees - Admin	0	0	4,000	4,000	100
Legal Counsel	3,680	34,950	30,000	(4,950)	(17)
Education	256	17,503	25,000	7,497	30
Audit & Accounting	0	9,150	10,000	850	9
Legal Publications	0	3,021	7,000	3,979	57
Board Members	500	5,000	6,000	1,000	17
Elections	0	0	0	0	0
Computer Expenses	1,644	18,054	40,000	21,946	55
Copy Machine & Supply	0	0	1,000	1,000	100
Postage & Meter Rent	645	9,612	12,000	2,388	20
Insurance - General	10,673	119,298	139,202	19,904	14
Insurance - Deductible	0	0	1,000	1,000	100
Engineering	17,121	41,476	35,000	(6,476)	(19)
Tools	199	1,616	2,500	884	35
Radios	0	0	0	0	0
Vehicle Expense	0	0	500	500	100
Dues & Memberships	600	5,208	7,000	1,792	26
Safety	37	10,439	5,000	(5,439)	(109)
Summit Water Quality	0	16,111	17,000	889	5
Building Maintenance	1,190	20,253	15,000	(5,253)	(35)
Employee Housing Maintenance	0	16,938	15,000	(1,938)	(13)
Employee Housing Utilities	0	3,192	4,000	808	20
Total Administration	168,127	1,826,096	2,231,572	405,476	18
Iowa Hill Plant Expenses					
Utilities					
Gas	1,342	17,315	18,000	685	4
Electric	13,066	160,960	220,000	59,040	27
Freight	676	12,777	10,000	(2,777)	(28)
Equipment Repairs	492	35,318	50,000	14,682	29
Chemicals	10,636	154,102	180,000	25,898	14
Supplies	0	10,024	9,000	(1,024)	(11)
Contracted Repairs	1,518	23,404	40,000	16,596	41
Laboratory Supplies	785	14,894	15,000	106	1
Biomonitoring	0	7,674	8,000	326	4
Discharge Permit	0	9,332	8,000	(1,332)	(17)
Site Monitoring	7,613	19,757	6,000	(13,757)	(229)
Total Iowa Hill	36,128	465,557	564,000	112,200	20

November Financial Statement Cont.

	2017 November	2017 Year to Date	2017 Approved Budget	2017 Available	2017 % Available
Farmers Korner Expenses					
Utilities					
Gas	0	38,911	55,000	16,089	29
Electric	25,397	318,198	350,000	31,802	9
Freight	1,369	22,887	30,000	7,113	24
Equipment Repairs	209	48,722	60,000	11,278	19
Chemicals	5,359	187,152	300,000	112,848	38
Supplies	971	12,214	8,000	(4,214)	(53)
Contracted Repairs	270	29,773	30,000	227	1
Dumpster Charges	1,095	11,835	12,000	165	1
Biomonitoring	54	3,078	7,000	3,922	56
Discharge Permit	0	11,504	15,000	3,496	23
Composting	7,886	97,054	110,000	12,946	12
Site Monitoring	3,319	20,672	23,000	2,328	10
Sludge Hauling Costs	2,925	50,685	70,000	19,315	28
State Health Fees	0	1,637	2,500	863	35
Total Farmers Korner	48,854	854,322	1,072,500	218,178	20
South Blue Expenses					
Utilities					
Gas	341	3,705	10,000	6,295	63
Electric	1,808	16,423	16,000	(423)	(3)
Equipment Repairs	0	0	2,500	2,500	100
Supplies	157	323	1,000	677	68
Contracted Repairs	(482)	2,269	5,000		
Discharge Permit	0	2,315	3,000	685	23
Site Monitoring	0	6,624	1,500	(5,124)	(342)
Total South Blue	1,824	31,659	39,000	4,610	12
Collection Expenses					
Utilities	808	11,806	28,000	16,194	58
Vehicle Expense	2,035	25,263	35,000	9,737	28
Line Cleaner Expenses	0	4,519	11,000	6,481	59
Manhole Repairs/Line Repairs	16,457	90,999	120,000	29,001	24
Equipment Repairs	171	9,689	9,000	(689)	(8)
CCTV Expense	0	1,189	8,000	6,811	85
Total Collection	19,471	143,465	211,000	67,535	32
Total Operating Expenditures	272,580	3,289,440	4,079,072	803,389	90
Net Cash from Operations	203,235	2,094,076	1,634,104	(473,730)	
Replacement Capital					
Administration	0	11,133	35,000	23,867	68
Plant:					
IH	0	35,410	270,000	234,590	87
FK	194,463	720,967	1,537,000	816,033	53
South Blue	0	36,439	50,000	13,561	27
Collection					
Misc.	0	146,978	500,000	353,022	71
Vehicle	0	36,649	45,000	8,351	19
Total Replacement Capital	194,463	987,576	2,437,000	1,449,424	59
Non Operating Expenses					
Bond Principal	0	95,216	95,216	0	0
Bond Interest	0	28,727	28,727	0	0
Total Non Operating	0	123,943	123,943	0	0

November Financial Statement Cont.

	2017 November	2017 Year to Date	2017 Approved Budget	2017 Available	2017 % Available
Capital Outlay					
Plant:					
IH	0	0	50,000	50,000	100
FK	0	10,600	235,000	224,400	95
South Blue	3,064	1,472,030	2,200,000	727,970	33
Collection	81,235	1,124,574	1,400,000	275,426	20
Administration	0	0	10,000	10,000	100
Total Capital Outlay	84,299	2,607,204	3,895,000	1,287,796	33
Total Expenses	553,166	7,039,822	10,574,015	3,534,193	33
Total Revenue - Total Expenses	(19,551)	3,344,887	(2,224,840)		

Upper Blue Sanitation District
Comparative Financial Statement-UNAUDITED DRAFT
November 30, 2017 vs. November 30, 2016

Operating Revenue	2017 November	2016 November	2017 Year To Date	2016 Year to Date	Increase (Decrease)
Sewer User Fees	471,918	457,383	5,158,021	5,002,484	155,537
Tap Inspection Fees	300	900	15,805	11,200	4,605
Miscellaneous Revenue	0	0	4,600	20,923	(16,323)
Camper Dump Fees	0	0	10,489	11,487	(998)
Late Fees	397	486	21,652	19,176	2,476
Line Extension Fees	0	0	140,199	165,081	(24,882)
Rental Income	3,200	3,150	32,750	30,100	2,650
Total Operating Revenue	475,815	461,919	5,383,516	5,260,451	123,065
Miscellaneous Revenue					
Interest on Loan Payments	154	242	14,192	16,165	(1,973)
Plant Investment Fees	52,470	249,056	4,797,160	4,515,559	281,601
Inclusion Fees	0	400	161,294	422,226	(260,932)
Interest on Investments	5,176	1,046	28,547	17,987	10,560
Transfer from Reserve	0	0	0	0	0
Total Miscellaneous Reven	57,800	250,744	5,001,193	4,971,937	31,229
Total Revenue	533,615	712,663	10,384,709	10,232,388	152,321

November Comparative Statement Cont.

Administration Expense	2017 November	2016 November	2017 Year to Date	2016 Year to Date	Increase (Decrease)
Payroll & Employee Benefits					
Salaries	89,542	86,718	997,655	957,749	39,906
Overtime	4,024	3,368	38,702	29,358	9,344
FICA-Admn	4,893	4,686	61,746	58,401	3,345
Medicare-Admin	1,348	1,300	14,923	14,250	673
401K Contributions	6,177	6,334	69,754	67,157	2,597
Worker's Compensation Insu	2,219	1,349	25,416	14,126	11,290
Health Insurance	21,116	21,677	225,252	220,404	4,848
Total	129,319	125,432	1,433,448	1,361,445	72,003
Office Supplies	215	198	3,676	3,814	(138)
Telephone	810	2,230	15,393	17,866	(2,473)
Business Expenses	1,238	4,365	41,758	28,014	13,744
Bank Service Fees - Admin	0	0	0	2,744	(2,744)
Legal Counsel	3,680	2,908	34,950	14,285	20,665
Education	256	1,758	17,503	16,228	1,275
Audit & Accounting	0	0	9,150	8,900	250
Legal Publications	0	1,525	3,021	6,410	(3,389)
Board Members	500	500	5,000	5,500	(500)
Elections	0	0	0	167	(167)
Computer Expenses	1,644	1,390	18,054	32,533	(14,479)
Copy Machine & Supply	0	0	0	812	(812)
Postage & Meter Rent	645	1,166	9,612	10,055	(443)
Insurance - General	10,673	10,682	119,298	118,404	894
Insurance - Deductible	0	0	0	0	0
Engineering	17,121	50	41,476	28,839	
Tools	199	0	1,616	211	1,405
Radios	0	0	0	0	0
Vehicle Expense	0	0	0	0	0
Dues & Memberships	600	45	5,208	6,653	(1,445)
Safety	37	190	10,439	3,884	6,555
Summit Water Quality	0	0	16,111	16,111	-
Building Maintenance	1,190	3,706	20,253	26,405	(6,152)
Employee Housing Maintena	0	78	16,938	8,917	8,021
Employee Housing Utilities	0	0	3,192	3,543	(351)
Total Administration	168,127	156,223	1,826,096	1,721,740	91,719
Iowa Hill Plant Expenses					
Utilities					
Gas	1,342	1,179	17,315	11,930	5,385
Electric	13,066	14,895	160,960	114,588	46,372
Freight	676	963	12,777	9,864	2,913
Equipment Repairs	492	3,619	35,318	41,702	(6,384)
Chemicals	10,636	17,940	154,102	88,082	66,020
Contracted Repairs	0	2,681	10,024	83,580	(73,556)
Laboratory Supplies	1,518	1,225	23,404	17,717	5,687
Biomonitoring	785	0	14,894	5,060	9,834
Discharge Permit	0	0	7,674	6,370	1,304
Supplies	0	556	9,332	9,061	271
Site Monitoring	7,613	224	19,757	1,120	18,637
Total Iowa Hill	36,128	43,282	465,557	389,074	57,575

November Comparative Statement Cont.

	2017 November	2016 November	2017 Year to Date	2016 Year to Date	Increase (Decrease)
Farmers Korner					
Utilities					
Gas	0	6,502	38,911	41,920	(3,009)
Electric	25,397	22,007	318,198	301,489	16,709
Freight	1,369	277	22,887	22,638	249
Equipment Repairs	209	8,342	48,722	38,503	10,219
Chemicals	5,359	21,224	187,152	309,484	(122,332)
Supplies	971	3,116	12,214	7,694	4,520
Contracted Repairs	270	5,863	29,773	34,228	(4,455)
Dumpster Charges	1,095	1,025	11,835	11,275	560
Biomonitoring	54	0	3,078	3,053	25
Discharge Permit	0	0	11,504	13,374	(1,870)
Composting	7,886	12,099	97,054	105,819	(8,765)
Site Monitoring	3,319	4,674	20,672	32,476	(11,804)
Sludge Hauling Costs	2,925	2,700	50,685	56,025	(5,340)
State Health Fees	0	0	1,637	57	1,580
Total Farmers Korner	48,854	87,829	854,322	978,035	(123,713)
South Blue Expenses					
Utilities					
Gas	341	197	3,705	3,328	377
Electric	1,808	1,664	16,423	17,073	(650)
Equipment Repairs	0	0	0	3,302	(3,302)
Contracted Repairs	157	0	323	0	323
Supplies	(482)	0	2,269	5,022	(2,753)
Discharge Permit	0	0	2,315	2,315	-
Site Monitoring	0	735	6,624	2,142	4,482
Total South Blue	1,824	2,596	31,659	33,182	(26,558)
Collection Expenses					
Utilities	808	866	11,806	18,205	(6,399)
Vehicle Expense	2,035	1,259	25,263	35,842	(10,579)
Line Cleaner Expenses	0	146	4,519	477	4,042
Manhole Repairs/Line Repai	16,457	11,479	90,999	213,899	(122,900)
Equipment Repairs	171	989	9,689	6,943	2,746
CCTV Expense	0		1,189	1,084	105
Total Collection	19,471	14,739	143,465	276,450	(132,985)
Total Operating Expenditu	272,580	302,073	3,289,440	3,365,299	(75,859)
Net Cash from Operations	203,235	159,846	2,094,076	1,895,152	198,924
Replacement Capital					
Administration	0	0	11,133	22,716	(11,583)
Plant					
IH	0	0	35,410	114,368	(78,958)
FK	194,463	52,885	720,967	185,221	535,746
Upper Blue	0	0	36,439	0	36,439
Collection					0
Misc	0	109,978	146,978	770,606	(623,628)
Vehicle	0	0	36,649	3,866	32,783
Total Replacement Capital	194,463	162,863	987,576	1,096,777	(109,201)
Non Operating Expenses					
CWRPDA Loan Principal	0	0	95,216	93,339	1,877
Loan Interest	0	0	28,727	221,040	(192,313)
Total Non Operating	0	0	123,943	314,379	(190,436)

November Comparative Statement Cont.

	2017 November	2016 November	2017 Year to Date	2016 Year to Date	Increase (Decrease)
Capital Outlay					
Plant-IH-CO	0	3,553	0	71,172	(71,172)
Plant-FK-CO	0	0	10,600	0	10,600
Plant-South Blue-CO	3,064	23,771	1,472,030	118,159	1,353,871
Collection	81,235	14,125	1,124,574	150,395	974,179
Administration	0	0	0	0	0
Total Capital Outlay	84,299	41,449	2,607,204	339,726	2,267,478
Total Expenses	553,166	508,981	7,039,822	5,149,363	1,890,459
Revenue Less Expenses	(19,551)	203,682	3,344,887	5,083,025	(1,738,138)

CAPITAL 2017	Current Month	Year To Date	Budget
FARMERS KORNER - REPLACEMENT			
10-85-8524			
Miscellaneous Equipment Replace/Repair	$0.00	$0.00	$60,000.00
WAS Pumps	$0.00	$7,358.34	
Blower	$0.00	$12,110.00	
Densadeg Instrumentation	$4,903.62	$4,903.62	
South Plant Air Flow Meters-Digesters	$0.00	$0.00	$35,000.00
North Plant Filters Rehabilitation	$189,559.75	$631,087.73	$1,100,000.00
North Plant Polymer Pumps	$0.00	$12,089.89	$17,000.00
South Plant Backwash Valves	$0.00	$0.00	$5,000.00
South Plant Sump Pump Replacement	$0.00	$0.00	$25,000.00
Lab/Locker Room Rehabilitation	$0.00	$0.00	$50,000.00
South Plant Lighting - LED	$0.00	$36,700.00	$75,000.00
Non-Potable Water Line Replacement in South Plant	$0.00	$4,155.70	$150,000.00
WAS De Ragger	$0.00	$12,562.00	$20,000.00
TOTAL	$194,463.37	$720,967.28	$1,537,000.00
FARMERS KORNER - NEW			
10-95-9540			
Miscellaneous Equipment Replace/Repair	$0.00	$0.00	$50,000.00
Flow EQ Upgrade	$0.00	$10,600.00	$40,000.00
Odor Control Connection North & South Plants	$0.00	$0.00	$100,000.00
WAS Flow Meter	$0.00	$0.00	$25,000.00
SCADA	$0.00	$0.00	$20,000.00
TOTAL	$0.00	$10,600.00	$235,000.00
IOWA HILL - REPLACEMENT			
10-85-8522			
Miscellaneous Equipment Replace/Repair	$0.00	$0.00	$60,000.00
Blower		$9,983.29	
Backup Power - UPS	$0.00	$0.00	$85,000.00
Lighting	$0.00	$14,653.00	$75,000.00
BOD incubator	$0.00	$4,219.95	$50,000.00
Lab Sampler	$0.00	$4,719.16	
Lab Meter	$0.00	$1,835.00	
TOTAL	$0.00	$35,410.40	$270,000.00
IOWA HILL - NEW			
10-95-9510			
Miscellaneous Equipment Replace/Repair	$0.00	$0.00	$50,000.00
TOTAL	$0.00	$0.00	$50,000.00
SOUTH BLUE - REPLACEMENT			
10-85-8526			
Miscellaneous Equipment Replace/Repair	$0.00	$0.00	$50,000.00
Telemetry	$0.00	$24,037.00	
Screening Device	$0.00	$4,803.10	
Master Control Panel	$0.00	$7,599.25	
TOTAL	$0.00	$36,439.35	$50,000.00
SOUTH BLUE - NEW			
10-95-9590			
Plant Expansion	$84,298.75	$1,553,264.22	$2,200,000.00
TOTAL	$84,298.75	$1,553,264.22	$2,200,000.00
COLLECTION - REPLACEMENT			
10-85-8530			
Manholes/Liftstations	$0.00	$0.00	$350,000.00
Broken Lance/Bright Hope Manholes/Liftstations	$0.00	$60,376.50	
Rebuild Burro Liftstation		$20,571.03	
Cleaning		$50,834.04	
Infiltration/Inflow	$0.00	$0.00	$100,000.00
Miscellaneous Repairs	$0.00	$0.00	$50,000.00
TOB/Park Avenue Slip Line	$0.00	$15,196.00	
TOTAL	$0.00	$146,977.57	$500,000.00
COLLECTION - NEW			
10-95-9520			
Blue River Line Extension	$0.00	$1,021,819.50	$1,400,000.00
Braddock Hill	$0.00	$21,520.00	
TOTAL	$0.00	$1,043,339.50	$1,400,000.00

CAPITAL 2016 (Page 2)	Current Month	Year To Date	Budget
VEHICLE - RC			
10-85-8550			
Vehicle Replacement	$0.00	$36,649.00	$45,000.00
TOTAL	$0.00	$36,649.00	$45,000.00
ADMINISTRATION - REPLACEMENT			
10-85-8510			
Miscellaneous	$0.00	$0.00	$35,000.00
Server		$11,133.08	
TOTAL	$0.00	$11,133.08	$35,000.00
ADMINISTRATION - NEW			
10-95-9580			
Miscellaneous	$0.00	$0.00	$10,000.00
TOTAL	$0.00	$0.00	$10,000.00
GRAND TOTALS	**$278,762.12**	**$3,594,780.40**	**$6,332,000.00**

DATE: December 7, 2017

TO: Andrew Carlberg, District Manager

FROM: Earl Picard, Chief Plant Operator

SUBJECT: Treatment plant operations for November, 2017.

1. Total influent flow for the Upper Blue Treatment Facilities was 33.9 million gallons for the month of November. The flow for the previous November was 34.0 million gallons. This is a 0.1-million-gallon decrease (0.3%).

2. Solids loading at Farmer's Korner was 44,193 lbs. Solids loading at Iowa Hill was 31,770 lbs. Total solids loading at both facilities was 75,963 lbs.

3. We are discharging high quality effluent that meets all discharge permit requirements. The phosphorus discharge concentration for November at Farmers Korner was 0.017 mg/l (ppm) and 0.017 mg/l (ppm) at Iowa Hill.

Earl

cc: file

PLANT STATISTICS - FARMERS KORNER

MONTH	FLOW (MG)			EFF PHOS (LBS)			INF SS (LBS)			SLUDGE (TONS)		
	2015	2016	2017	2015	2016	2017	2015	2016	2017	2015	2016	2017
JAN	54.7	57.4	41.9	4.3	5.3	4.6	77471	63185	96265	68.6	74.3	72.4
FEB	52.3	55.0	36.9	3.2	8.4	2.7	84259	87505	60672	65.6	75.1	42.8
MAR	63.7	60.2	47.8	6.5	12.0	6.8	112427	81505	50206	88.6	97.4	74.7
APR	53.3	53.0	43.9	3.4	3.9	3.7	99843	53806	104272	89.6	53.6	68.5
MAY	59.1	56.7	40.6	2.7	4.9	3.8	104569	63751	33208	22.6	48.0	34.7
JUN	59.6	34.1	38.0	4.2	1.9	3.7	93574	44566	106545	59.2	42.7	25.2
JUL	54.9	40.6	37.3	2.8	3.9	6.0	76291	45027	73181	71.6	52.7	43.6
AUG	48.0	32.8	32.6	4.0	3.8	5.8	53667	42272	86224	34.4	70.7	39.7
SEP	37.0	25.7	25.2	2.0	1.7	2.5	34245	25297	27536	50.4	32.3	62.2
OCT	34.9	21.4	31.1	2.2	1.6	4.1	46605	25529	73629	41.8	29.3	31.1
NOV	37.7	24.3	24.3	3.0	2.2	4.2	82810	59910	44193	38.2	26.6	29.3
DEC	54.2	38.1		5.0	3.0		68079	59638		67.3	57.2	
TOTAL	609.4	499.4	399.5	43.2	52.4	47.8	933840	651991	755931	697.7	659.9	524.2

PLANT STATISTICS - IOWA HILL

MONTH	EFF FLOW (MG)			EFF PHOS (LBS)			INF SS (LBS)		
	2015	2016	2017	2015	2016	2017	2015	2016	2017
JAN	0.0	0.0	14.7	0.0	0.0	1.2	0	0	50613
FEB	0.0	0.0	13.8	0.0	0.0	1.1	0	0	58422
MAR	0.0	0.0	16.2	0.0	0.0	1.8	0	0	60200
APR	0.0	0.0	13.6	0.0	0.0	1.3	0	0	45315
MAY	0.0	0.0	13.9	0.0	0.0	1.1	0	0	38090
JUN	0.0	12.1	13.9	0.0	1.7	1.7	0	37521	38163
JUL	0.0	13.8	14.3	0.0	2.5	1.8	0	38722	51856
AUG	0.0	12.2	11.7	0.0	3.2	1.2	0	29745	45532
SEP	0.0	11.3	10.5	0.0	1.5	0.9	0	34198	35846
OCT	0.0	10.9	4.5	0.0	1.5	0.5	0	24497	11149
NOV	0.0	9.7	9.6	0.0	1.0	0.8	0	32047	31770
DEC	0.0	14.1		0.0	1.3		0	44909	
TOTAL	0.0	83.9	136.6	0.0	12.7	13.4	0	241639	466956

PLANT STATISTICS - TOTAL

MONTH	FLOW (MG)			EFF PHOS (LBS)			INF SS (LBS)			SLUDGE (TONS)		
	2015	2016	2017	2015	2016	2017	2015	2016	2017	2015	2016	2017
JAN	54.7	57.4	56.6	4.3	5.3	5.8	77471	63185	146878	68.6	74.3	72.4
FEB	52.3	55.0	50.7	3.2	8.4	3.8	84259	87505	119094	65.6	75.1	42.8
MAR	63.7	60.2	63.9	6.5	12.0	8.7	112427	81505	110406	88.6	97.4	74.7
APR	53.3	53.0	57.5	3.4	3.9	5.0	99843	53806	149587	89.6	53.6	68.5
MAY	59.1	56.7	54.5	2.7	4.9	4.9	104569	63751	71298	22.6	48.0	34.7
JUN	59.6	46.2	51.9	4.2	3.6	5.4	93574	82087	144708	59.2	42.7	25.2
JUL	54.9	54.4	51.6	2.8	6.4	7.8	76291	83749	125037	71.6	52.7	43.6
AUG	48.0	45.0	44.3	4.0	7.0	7.0	53667	72017	131756	34.4	70.7	39.7
SEP	37.0	37.0	35.7	2.0	3.2	3.3	34245	59495	63382	50.4	32.3	62.2
OCT	34.9	32.2	35.6	2.2	3.1	4.6	46605	50026	84778	41.8	29.3	31.1
NOV	37.7	34.0	33.9	3.0	3.1	5.0	82810	91957	75963	38.2	26.6	29.3
DEC	54.2	52.2	0.0	5.0	4.3	0.0	68079	104547	0	67.3	57.2	0.0
TOTAL	609.4	583.4	536.1	43.2	65.1	61.2	933840	893630	1222887	697.7	659.9	524.2

FACILITY FLOW

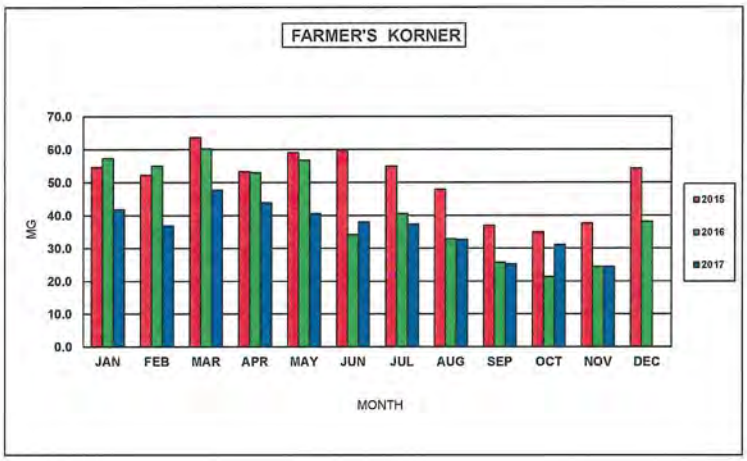

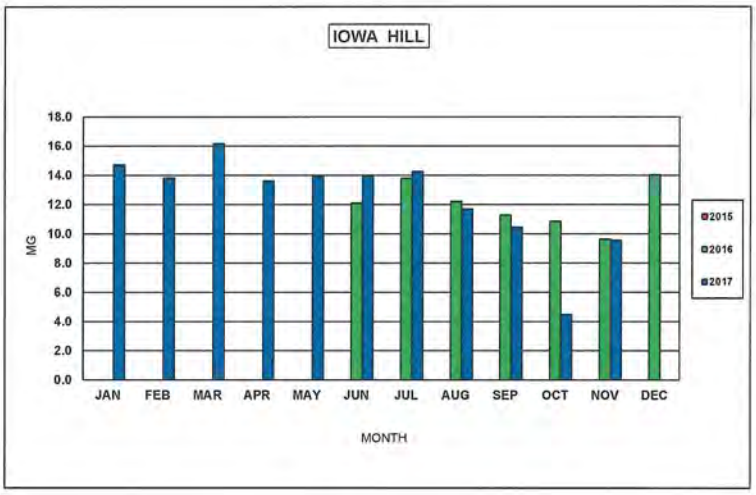

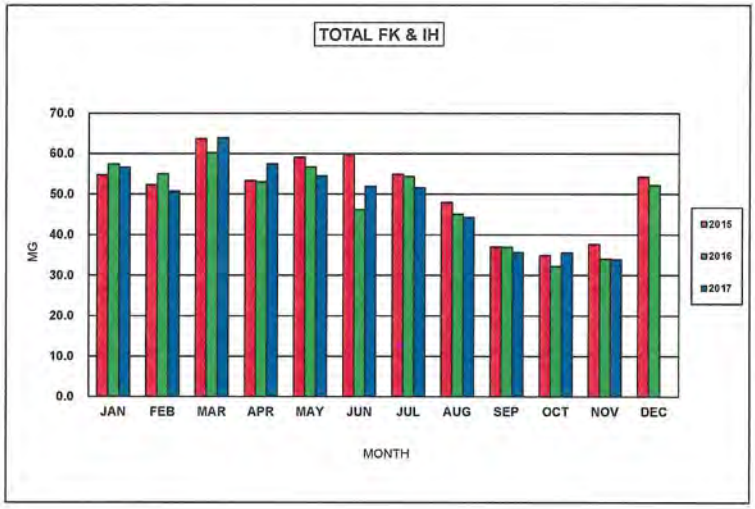

To: Andrew Carlberg – District Manager
From: Wally Esquibel – Collection Systems Foreman
Subject: Collection System Report for November 2017
Date: December 6, 2017

---

1. No backups reported for the month of November.
2. Working with Manager & Civil Insight engineering on 2018 field projects
3. Rivers Edge sewer main, 3 manholes & 3 line segments have been vacuum tested & meet District specifications. Will continue project next year.
4. In process of compiling all data for 2017 field project, as builds, GPS & mylars.
5. Locates and service line inspections are all up to date.

Manager Report
December 2017

1) **Iowa Hill Draft Permit**. I have been working with the Health Department on a "Temporary Modification" this could give higher limits for arsenic. I am still waiting for our reports and analysis which I will discuss with you at the worksession.
2) **Banking and Investments.** We have transferred $2M from Wells Fargo to Colotrust. Marjorie and I were finally able to meet with Wells Fargo about our banking. They presented some new products that look good. If they meet government investment requirements then we should consider changing our accounts.
3) I continue to work on our various capital projects for 2018

Ullr parade is on the 11th of January, same as our Board meeting. It has been suggested in the past that the meeting be held on the third Thursday. What do you think?